

Important Plan Information and Disclosures



Voya Financial™
PO BOX 990067
Hartford, CT 06199-0067

EIFG 401(K) PSP & Trust

Qualified Default Investment Alternative Initial Notice

Your Plan has chosen a default investment intended to satisfy Department of Labor regulations on Qualified Default Investment Alternatives for participants who have not provided investment direction.

Investment of Contributions

You may choose to invest your contributions in several different investment options that have various degrees of risk and return. To select investment options other than the default investment alternative selected by your plan please refer to the Voya Enrollment Kit, call the Voya Retirement Services Contact Center at 1-800-584-6001 or visit the Voya Enrollment Center at www.voyaretirementplans.com/EnrollmentCenter. For detailed information on the investment option listed below including descriptions, objectives and associated fees and expenses, please see the enclosed fact sheet(s). If you do not make an investment election contributions you or your employer make to your account will be invested in the default fund described below.

Qualified Default Investment Alternative

Target Date Funds

Date of birth

F140 MyCompass American Funds 2065 Fund R	1/1/1998 and later
F139 MyCompass American Funds 2060 Fund R	1/1/1993 through 12/31/1997
F138 MyCompass American Funds 2055 Fund R	1/1/1988 through 12/31/1992
F137 MyCompass American Funds 2050 Fund R	1/1/1983 through 12/31/1987
F136 MyCompass American Funds 2045 Fund R	1/1/1978 through 12/31/1982
F135 MyCompass American Funds 2040 Fund R	1/1/1973 through 12/31/1977
F134 MyCompass American Funds 2035 Fund R	1/1/1968 through 12/31/1972
F133 MyCompass American Funds 2030 Fund R	1/1/1963 through 12/31/1967
F132 MyCompass American Funds 2025 Fund R	1/1/1958 through 12/31/1962
F131 MyCompass American Funds 2020 Fund R	1/1/1953 through 12/31/1957
F130 MyCompass American Funds 2015 Fund R	1/1/1948 through 12/31/1952
F129 MyCompass American Funds 2010 Fund R	12/31/1947 and earlier

Transfers out of the Qualified Default Investment Alternative

You have the right to transfer your assets out of the Qualified Default Investment Alternative to any other investment offered under the Plan. Please note that if you would like to also make a change to the investment of future contributions, you must initiate a separate transaction. Transferring your assets will only affect the existing assets in your account. You may initiate these transactions and obtain information regarding all funds available under the Plan, by calling the Voya Retirement Services Contact Center at 1-800-584-6001.

Securities are distributed by or offered through Voya Financial Partners, LLC (member SIPC) or other broker-dealers with which it has a selling agreement. This confirmation is provided on behalf of Voya Financial Partners, LLC (member SIPC).

Disclosure and Glossary

Insurance products, annuities and funding agreements are issued by Voya Retirement Insurance and Annuity Company ("VRIAC"), One Orange Way, Windsor, CT 06095. Plan administrative services are provided by VRIAC or Voya Institutional Plan Services, LLC. Securities are distributed by or offered through Voya Financial Partners, LLC (member SIPC) or other broker-dealers with which it has a selling agreement. Annuities are also issued by ReliaStar Life Insurance Company of New York ("RLNY"), 1000 Woodbury Road, Woodbury, NY 11797. Annuities issued by VRIAC and RLNY are distributed by Voya Financial Partners, LLC. VRIAC and RLNY are admitted and issue products in the state of New York. VRIAC and RLNY are members of the Voya® family of companies. Products and services may vary by state and may not be available in all states.

All guarantees are based on the financial strength and claims paying ability of the issuing insurance company, who is solely responsible for meeting all its obligations.

You should consider the investment objectives, risks, charges and expenses of the investment options offered through a retirement plan carefully before investing. The prospectus contains this and other information. Please read the prospectus carefully before investing. You can obtain a free prospectus for the portfolio/fund and/or the separate account prior to making an investment decision or at any time by contacting your local representative or 800-584-6001. If a different toll-free number is shown on the first page of the prospectus summary or in your enrollment material, please call that number.

If you participate in an IRC Section 403(b), 401 or 457 retirement plan funded by an SEC registered group annuity contract, this material must be preceded or accompanied by a prospectus summary for the contract.

If you are an individual contract holder of an individual retirement annuity or a non-qualified annuity, this material must be preceded or accompanied by a prospectus for the contract.

Morningstar Category

While the prospectus objective identifies a fund's investment goals based on the wording in the fund prospectus, the Morningstar Category identifies funds based on their actual investment styles as measured by their underlying portfolio holdings (portfolio and other statistics over the past three years).

Investment Objective and Strategy

For mutual funds and variable annuity/life products, this is a summary of the Investment Objectives and Policy section found in every prospectus. It states the objective of the fund and how the manager(s) intend to invest to achieve this objective. It includes any limitations to the fund's investment policies, as well as any share class structure differences, previous names, mergers, liquidation, and opening and closing information. For separate accounts, the investment strategy is typically written by the asset manager.

Volatility and Risk

Although volatility and risk are closely related, the volatility measure is different from the Morningstar risk measure (a component of the star rating) shown at the top of each page. The risk measure compares a fund with other funds in its star rating group, while the volatility measure shows where the fund ranks relative to all mutual funds.

Low: In the past, this investment has shown a relatively small range of price fluctuations relative to other investments within the category. Based on this measure, currently more than two thirds of all investments have shown higher levels of risk. Consequently, this investment may appeal to investors looking for a more conservative investment strategy.

Moderate: Moderate: In the past, this investment has shown a relatively moderate range of price fluctuations relative to other investments within the category. This investment may experience larger or smaller price declines or price increases depending on market conditions. Some of this risk may be offset by owning other investments with different portfolio makeups or investment strategies.

High: In the past, this investment has shown a wide range of price fluctuations relative to other investments within the category. This investment may experience significant price increases in favorable markets or undergo large price declines in adverse markets. Some of this risk may be offset by owning other investments within different portfolio makeups or investment strategies.

The volatility measure is not displayed for investments with fewer than three years of history. The category average, however is shown.

Risk Measures

Standard Deviation: A statistical measure of the volatility of the fund's returns.

Beta: Beta is a measure of a fund's sensitivity to market movements, as defined by a benchmark index. It measures the relationship between an investment's excess return over 90-day Treasury-bills and the excess return of the benchmark index. By definition, the beta of the benchmark is 1.00. A fund with a beta greater than 1 is more volatile than the market, and a fund with a beta less than 1 is less volatile than the market. A fund with a 1.10 beta has performed 10% better than its benchmark index (after deducting the T-bill rate) in up markets, and 10% worse in down markets, assuming all other factors remain constant. A beta of 0.85 indicates that the fund has performed 15% worse than the index in up markets, and 15% better in down markets. A low beta does not imply that the fund has a low level of volatility; rather, it means only that the fund's market-related risk is low.

Prospectus Risk

As with any mutual fund, you could lose money on your investment unless otherwise noted. The share price of the fund normally changes daily based on changes in the value of the securities that the fund holds. The investment strategies

that the sub advisor uses may not produce the intended results. Additional information about the investment risks are provided on the applicable fund fact sheets. For detailed information about these risks, please refer to the fund's prospectus.

NOT A DEPOSIT. NOT FDIC INSURED. NOT INSURED BY ANY FEDERAL GOVERNMENT AGENCY. NOT GUARANTEED BY THE INSTITUTION. MAY GO DOWN IN VALUE.

Active Management Risk: The investment is actively managed and subject to the risk that the advisor's usage of investment techniques and risk analyses to make investment decisions fails to perform as expected, which may cause the portfolio to lose value or underperform investments with similar objectives and strategies or the market in general.

Amortized Cost Risk: If the deviation between the portfolio's amortized value per share and its market-based net asset value per share results in material dilution or other unfair results to shareholders, the portfolio's board will take action to counteract these results, including potentially suspending redemption of shares or liquidating the portfolio.

Asset Transfer Program Risk: The portfolio is subject to unique risks because of its use in connection with certain guaranteed benefit programs, frequently associated with insurance contracts. To fulfill these guarantees, the advisor may make large transfers of assets between the portfolio and other affiliated portfolios. These transfers may subject the shareholder to increased costs if the asset base is substantially reduced and may cause the portfolio to have to purchase or sell securities at inopportune times.

Bank Loans Risk: Investments in bank loans, also known as senior loans or floating-rate loans, are rated below-investment grade and may be subject to a greater risk of default than are investment-grade loans, reducing the potential for income and potentially leading to impairment of the collateral provided by the borrower. Bank loans pay interest at rates that are periodically reset based on changes in interest rates and may be subject to increased prepayment and liquidity risks.

Capitalization Risk: Concentrating assets in stocks of one or more capitalizations (small, mid, or large) may be subject to both the specific risks of those capitalizations as well as increased volatility because stocks of specific capitalizations tend to go through cycles of beating or lagging the market as a whole.

Cash Drag Risk: The portfolio may fail to meet its investment objective because of positions in cash and equivalents.

Cash Transactions Risk: Redemptions of exchange-traded fund shares for cash, rather than in-kind securities, may require the portfolio to sell securities. This may increase shareholder tax liability, potentially through capital gain distributions.

Disclosure and Glossary

China Region Risk: Investing in the China region, including Hong Kong, the People's Republic of China, and Taiwan, may be subject to greater volatility because of the social, regulatory, and political risks of that region, as well as the Chinese government's significant level of control over China's economy and currency. A disruption of relations between China and its neighbors or trading partners could severely impact China's export-based economy.

Closed-End Fund Risk: Investments in closed-end funds ("CEF") generally reflect the risks of owning the underlying securities, although they may be subject to greater liquidity risk and higher costs than owning the underlying securities directly because of their management fees. Shares of CEFs are subject to market trading risk, potentially trading at a premium or discount to net asset value.

Commodity Risk: Investments in commodity-related instruments are subject to the risk that the performance of the overall commodities market declines and that weather, disease, political, tax, and other regulatory developments adversely impact the value of commodities, which may result in a loss of principal and interest. Commodity-linked investments face increased price volatility and liquidity, credit, and issuer risks compared with their underlying measures.

Compounding Risk: Because the investment is managed to replicate a multiple or inverse multiple of an index over a single day (or similar short-term period), returns for periods longer than one day will generally reflect performance that is greater or less than the target in the objective because of compounding. The effect of compounding increases during times of higher index volatility, causing long-term results to further deviate from the target objective.

Conflict of Interest Risk: A conflict of interest may arise if the advisor makes an investment in certain underlying funds based on the fact that those funds are also managed by the advisor or an affiliate or because certain underlying funds may pay higher fees to the advisor than others. In addition, an advisor's participation in the primary or secondary market for loans may be deemed a conflict of interest and limit the ability of the investment to acquire those assets.

Convertible Securities Risk: Investments in convertible securities may be subject to increased interest-rate risks, rising in value as interest rates decline and falling in value when interest rates rise, in addition to their market value depending on the performance of the common stock of the issuer. Convertible securities, which are typically unrated or rated lower than other debt obligations, are secondary to debt obligations in order of priority during a liquidation in the event the issuer defaults.

Country or Region Risk: Investments in securities from a particular country or region may be subject to the risk of adverse social, political, regulatory, or economic events occurring in that country or region. Country- or region-specific risks also include the risk that adverse securities markets or exchange rates may impact the value of securities from those areas.

Credit and Counterparty Risk: The issuer or guarantor of a fixed-income security, counterparty to an over-the-counter derivatives contract, or other borrower may not be able to make timely principal, interest, or settlement payments on an obligation. In this event, the issuer of a fixed-income security may have its credit Rating downgraded or defaulted, which may reduce the potential for income and value of the portfolio.

Credit Default Swaps Risk: Credit default swaps insure the buyer in the event of a default of a fixed-income security. The seller of a credit default swap receives premiums and is obligated to repay the buyer in the event of a default of the underlying creditor. Investments in credit default swaps may be subject to increased counterparty, credit, and liquidity risks.

Currency Risk: Investments in securities traded in foreign currencies or more directly in foreign currencies are subject to the risk that the foreign currency will decline in value relative to the U.S. dollar, which may reduce the value of the portfolio. Investments in currency hedging positions are subject to the risk that the value of the U.S. dollar will decline relative to the currency being hedged, which may result in a loss of money on the investment as well as the position designed to act as a hedge. Cross-currency hedging strategies and active currency positions may increase currency risk because actual currency exposure may be substantially different from that suggested by the portfolio's holdings.

Custody Risk: Foreign custodial and other foreign financial services are generally more expensive than they are in the United States and may have limited regulatory oversight. The investment may have trouble clearing and settling trades in less-developed markets, and the laws of some countries may limit the investment's ability to recover its assets in the event the bank, depository, or agent holding those assets goes into bankruptcy.

Depository Receipts Risk: Investments in depository receipts generally reflect the risks of the securities they represent, although they may be subject to increased liquidity risk and higher expenses and may not pass through voting and other shareholder rights. Depository receipts cannot be directly exchanged for the securities they represent and may trade at either a discount or premium to those securities.

Derivatives Risk: Investments in derivatives may be subject to the risk that the advisor does not correctly predict the movement of the underlying security, interest rate, market index, or other financial asset, or that the value of the derivative does not correlate perfectly with either the overall market or the underlying asset from which the derivative's value is derived. Because derivatives usually involve a small investment relative to the magnitude of liquidity and other risks assumed, the resulting gain or loss from the transaction will be disproportionately magnified. These investments may result in a loss if the counterparty to the transaction does not perform as promised.

Distressed Investments Risk: Investments in distressed or defaulted investments, which may include loans, loan participations, bonds, notes, and issuers undergoing bankruptcy organization, are often not publicly traded and face increased price volatility and liquidity risk. These securities are subject to the risk that the advisor does not correctly estimate their future value, which may result in a loss of part or all of the investment.

Dollar Rolls Risk: Dollar rolls transactions may be subject to the risk that the market value of securities sold to the counterparty declines below the repurchase price, the counterparty defaults on its obligations, or the portfolio turnover rate increases because of these transactions. In addition, any investments purchased with the proceeds of a security sold in a dollar rolls transaction may lose value.

Early Close/Late Close/Trading Halt Risk: The investment may be unable to rebalance its portfolio or accurately price its holdings if an exchange or market closes early, closes late, or issues trading halts on specific securities or restricts the ability to buy or sell certain securities or financial instruments. Any of these scenarios may cause the investment to incur substantial trading losses.

Emerging Markets Risk: Investments in emerging- and frontier-markets securities may be subject to greater market, credit, currency, liquidity, legal, political, and other risks compared with assets invested in developed foreign countries.

Equity Securities Risk: The value of equity securities, which include common, preferred, and convertible preferred stocks, will fluctuate based on changes in their issuers' financial conditions, as well as overall market and economic conditions, and can decline in the event of deteriorating issuer, market, or economic conditions.

ETF Risk: Investments in exchange-traded funds ("ETF") generally reflect the risks of owning the underlying securities they are designed to track, although they may be subject to greater liquidity risk and higher costs than owning the underlying securities directly because of their management fees. Shares of ETFs are subject to market trading risk, potentially trading at a premium or discount to net asset value.

ETN Risk: Investments in exchange-traded notes ("ETN") may be subject to the risk that their value is reduced because of poor performance of the underlying index or a downgrade in the issuer's credit rating, potentially resulting in default. The value of these securities may also be impacted by time to maturity, level of supply and demand, and volatility and lack of liquidity in underlying markets, among other factors. The portfolio bears its proportionate share of fees and expenses associated with investment in ETNs, and its decision to sell these holdings may be limited by the availability of a secondary market.

Event-Driven Investment/ Arbitrage Strategies

Disclosure and Glossary

Risk: Arbitrage strategies involve investment in multiple securities with the expectation that their prices will converge at an expected value. These strategies face the risk that the advisor's price predictions will not perform as expected. Investing in event-driven or merger arbitrage strategies may not be successful if the merger, restructuring, tender offer, or other major corporate event proposed or pending at the time of investment is not completed on the terms contemplated.

Extension Risk: The issuer of a security may repay principal more slowly than expected because of rising interest rates. In this event, short- and medium-duration securities are effectively converted into longer-duration securities, increasing their sensitivity to interest-rate changes and causing their prices to decline.

Financials Sector Risk: Concentrating assets in the financials sector may disproportionately subject the portfolio to the risks of that industry, including loss of value because of economic recession, availability of credit, volatile interest rates, government regulation, and other factors.

Fixed Income Securities Risk: The value of fixed-income or debt securities may be susceptible to general movements in the bond market and are subject to interest-rate and credit risk.

Foreign Securities Risk: Investments in foreign securities may be subject to increased volatility as the value of these securities can change more rapidly and extremely than can the value of U.S. securities. Foreign securities are subject to increased issuer risk because foreign issuers may not experience the same degree of regulation as U.S. issuers do and are held to different reporting, accounting, and auditing standards. In addition, foreign securities are subject to increased costs because there are generally higher commission rates on transactions, transfer taxes, higher custodial costs, and the potential for foreign tax charges on dividend and interest payments. Many foreign markets are relatively small, and securities issued in less-developed countries face the risks of nationalization, expropriation or confiscatory taxation, and adverse changes in investment or exchange control regulations, including suspension of the ability to transfer currency from a country. Economic, political, social, or diplomatic developments can also negatively impact performance.

Forwards Risk: Investments in forwards may increase volatility and be subject to additional market, active management, currency, and counterparty risks as well as liquidity risk if the contract cannot be closed when desired. Forwards purchased on a when-issued or delayed-delivery basis may be subject to risk of loss if they decline in value prior to delivery, or if the counterparty defaults on its obligation.

Futures Risk: Investments in futures contracts and options on futures contracts may increase volatility and be subject to additional market, active management, interest, currency, and other risks if the contract cannot be closed when desired.

Growth Investing Risk: Growth securities may be subject to increased volatility as the value of these securities is highly sensitive to market fluctuations and future earnings expectations. These securities typically trade at higher multiples of current earnings than do other securities and may lose value if it appears their earnings expectations may not be met.

Hedging Strategies Risk: The advisor's use of hedging strategies to reduce risk may limit the opportunity for gains compared with unhedged investments, and there is no guarantee that hedges will actually reduce risk.

High Portfolio Turnover Risk: Active trading may create high portfolio turnover, or a turnover of 100% or more, resulting in increased transaction costs. These higher costs may have an adverse impact on performance and generate short-term capital gains, creating potential tax liability even if an investor does not sell any shares during the year.

High Yield Securities Risk: Investments in below-investment-grade debt securities and unrated securities of similar credit quality, commonly known as "junk bonds" or "high-yield securities," may be subject to increased interest, credit, and liquidity risks.

Income Risk: The investment's income payments may decline depending on fluctuations in interest rates and the dividend payments of its underlying securities. In this event, some investments may attempt to pay the same dividend amount by returning capital.

Increase in Expenses Risk: The actual cost of investing may be higher than the expenses listed in the expense table for a variety of reasons, including termination of a voluntary fee waiver or losing portfolio fee breakpoints if average net assets decrease. The risk of expenses increasing because of a decrease in average net assets is heightened when markets are volatile.

Index Correlation/Tracking Error Risk: A portfolio that tracks an index is subject to the risk that certain factors may cause the portfolio to track its target index less closely, including if the advisor selects securities that are not fully representative of the index. The portfolio will generally reflect the performance of its target index even if the index does not perform well, and it may underperform the index after factoring in fees, expenses, transaction costs, and the size and timing of shareholder purchases and redemptions.

Industry and Sector Investing Risk: Concentrating assets in a particular industry, sector of the economy, or markets may increase volatility because the investment will be more susceptible to the impact of market, economic, regulatory, and other factors affecting that industry or sector compared with a more broadly diversified asset allocation.

Inflation/Deflation Risk: A change of asset value may occur because of inflation or deflation, causing the portfolio to underperform. Inflation may cause the present value of future payments to decrease, causing a decline in the future value

of assets or income. Deflation causes prices to decline throughout the economy over time, impacting issuers' creditworthiness and increasing their risk for default, which may reduce the value of the portfolio.

Inflation-Protected Securities Risk: Unlike other fixed-income securities, the values of inflation-protected securities are not significantly impacted by inflation expectations because their interest rates are adjusted for inflation. Generally, the value of inflation-protected securities will fall when real interest rates rise and rise when real interest rates fall.

Interest Rate Risk: Most securities are subject to the risk that changes in interest rates will reduce their market value.

Intraday Price Performance Risk: The investment is rebalanced according to the investment objective at the end of the trading day, and its reported performance will reflect the closing net asset value. A purchase at the intraday price may generate performance that is greater or less than reported performance.

Inverse Floaters Risk: Investments in inverse floaters may be subject to increased price volatility compared with fixed-rate bonds that have similar credit quality, redemption provisions, and maturity. The performance of inverse floaters tends to lag fixed-rate bonds in rising long-term interest-rate environments and exceed them in falling or stable long-term interest-rate environments.

Investment-Grade Securities Risk: Investments in investment-grade debt securities that are not rated in the highest rating categories may lack the capacity to pay principal and interest compared with higher-rated securities and may be subject to increased credit risk.

IPO Risk: Investing in initial public offerings ("IPO") may increase volatility and have a magnified impact on performance. IPO shares may be sold shortly after purchase, which can increase portfolio turnover and expenses, including commissions and transaction costs. Additionally, IPO shares are subject to increased market, liquidity, and issuer risks.

Issuer Risk: A stake in any individual security is subject to the risk that the issuer of that security performs poorly, resulting in a decline in the security's value. Issuer-related declines may be caused by poor management decisions, competitive pressures, technological breakthroughs, reliance on suppliers, labor problems or shortages, corporate restructurings, fraudulent disclosures, or other factors. Additionally, certain issuers may be more sensitive to adverse issuer, political, regulatory, market, or economic developments.

Large Cap Risk: Concentrating assets in large-capitalization stocks may subject the portfolio to the risk that those stocks underperform other capitalizations or the market as a whole. Large-cap companies may be unable to respond as quickly as small- and mid-cap companies can to new competitive pressures and may lack the growth potential of those

Disclosure and Glossary

securities. Historically, large-cap companies do not recover as quickly as smaller companies do from market declines.

Lending Risk: Investing in loans creates risk for the borrower, lender, and any other participants. A borrower may fail to make payments of principal, interest, and other amounts in connection with loans of cash or securities or fail to return a borrowed security in a timely manner, which may lead to impairment of the collateral provided by the borrower. Investments in loan participations may be subject to increased credit, pricing, and liquidity risks, with these risks intensified for below investment-grade loans.

Leverage Risk: Leverage transactions may increase volatility and result in a significant loss of value if a transaction fails. Because leverage usually involves investment exposure that exceeds the initial investment, the resulting gain or loss from a relatively small change in an underlying indicator will be disproportionately magnified.

Long-term Outlook and Projections Risk: The investment is intended to be held for a substantial period of time, and investors should tolerate fluctuations in their investment's value.

Loss of Money Risk: Because the investment's market value may fluctuate up and down, an investor may lose money, including part of the principal, when he or she buys or sells the investment.

Management Risk: Performance is subject to the risk that the advisor's asset allocation and investment strategies do not perform as expected, which may cause the portfolio to underperform its benchmark, other investments with similar objectives, or the market in general. The investment is subject to the risk of loss of income and capital invested, and the advisor does not guarantee its value, performance, or any particular rate of return.

Market Trading Risk: Because shares of the investment are traded on the secondary market, investors are subject to the risks that shares may trade at a premium or discount to net asset value. There is no guarantee that an active trading market for these shares will be maintained.

Market/Market Volatility Risk: The market value of the portfolio's securities may fall rapidly or unpredictably because of changing economic, political, or market conditions, which may reduce the value of the portfolio.

Master/Feeder Risk: The portfolio is subject to unique risks related to the master/feeder structure. Feeder funds bear their proportionate share of fees and expenses associated with investment in the master fund. The performance of a feeder fund can be impacted by the actions of other feeder funds, including if a larger feeder fund maintains voting control over the operations of the master fund or if large-scale redemptions by another feeder fund increase the proportionate share of costs of the master fund for the remaining feeder funds.

Maturity/Duration Risk: Securities with longer maturities or durations typically have higher yields but may be subject to increased interest-rate risk and price volatility compared with securities with shorter maturities, which have lower yields but greater price stability.

Mid-Cap Risk: Concentrating assets in mid-capitalization stocks may subject the portfolio to the risk that those stocks underperform other capitalizations or the market as a whole. Mid-cap companies may be subject to increased liquidity risk compared with large-cap companies and may experience greater price volatility than do those securities because of more-limited product lines or financial resources, among other factors.

MLP Risk: Investments in master limited partnerships ("MLP") may be subject to the risk that their value is reduced because of poor performance of the underlying assets or if they are not treated as partnerships for federal income tax purposes. Investors in MLPs have more-limited control and voting rights on matters affecting the partnership compared with shareholders of common stock.

Money Market: The risks pertaining to money market funds, those in compliance with Rule 2a-7 under the Investment Company Act of 1940, vary depending on the fund's operations as reported in SEC Form N-MFP. Institutional money market funds are considered those that are required to transact at a floating net asset value. These funds can experience capital gains and losses in normal conditions just like other mutual funds. Additionally, most institutional, government, and retail money market funds may impose a fee upon the sale of your shares, or may suspend your ability to sell shares if the fund's liquidity falls below required minimums, because of market conditions or other factors. While retail and government funds electing to maintain liquidity through suspending redemptions or imposing fees attempt to preserve the value of shares at \$1.00, the funds cannot guarantee they will do so. Some government money market funds have not elected to permit liquidity fees or suspend redemptions. Although these funds also seek to preserve the value of investments at \$1.00 per share, they cannot guarantee they will do so. An investment in any money market fund is not insured or guaranteed by the Federal Deposit Insurance Corporation or any other government agency and can result in a loss of money. The fund's sponsor has no legal obligation to provide financial support to the fund, and you should not expect that the sponsor will provide financial support to the fund at any time.

Money Market Fund Ownership: An investment in a money market fund is not a deposit in a bank and is not guaranteed by the FDIC, any other governmental agency, or the advisor itself. Money market funds report investment characteristics in SEC Form N-MFP. Institutional money market funds have a net asset value that may fluctuate on a day-to-day basis in ordinary conditions. All are subject to the risk that they may not be able to maintain a stable NAV of \$1.00 per share. Money market funds may opt to maintain liquidity through imposing fees on certain redemptions or a suspension of redemptions because of market conditions.

Only exempt government money market funds are permitted to opt out of incorporating these liquidity maintenance measures to support the stable share price of \$1.00.

Mortgage-Backed and Asset-Backed Securities

Risk: Investments in mortgage-backed ("MBS") and asset-backed securities ("ABS") may be subject to increased price volatility because of changes in interest rates, issuer information availability, credit quality of the underlying assets, market perception of the issuer, availability of credit enhancement, and prepayment of principal. The value of ABS and MBS may be adversely affected if the underlying borrower fails to pay the loan included in the security.

Multimanager Risk: Managers' individual investing styles may not complement each other. This can result in both higher portfolio turnover and enhanced or reduced concentration in a particular region, country, industry, or investing style compared with an investment with a single manager.

Municipal Obligations, Leases, and AMT-Subject

Bonds Risk: Investments in municipal obligations, leases, and private activity bonds subject to the alternative minimum tax have varying levels of public and private support. The principal and interest payments of general-obligation municipal bonds are secured by the issuer's full faith and credit and supported by limited or unlimited taxing power. The principal and interest payments of revenue bonds are tied to the revenues of specific projects or other entities. Federal income tax laws may limit the types and volume of bonds qualifying for tax exemption of interest and make any further purchases of tax-exempt securities taxable.

Municipal Project-Specific Risk: Investments in municipal bonds that finance similar types of projects, including those related to education, health care, housing, transportation, utilities, and industry, may be subject to a greater extent than general obligation municipal bonds to the risks of adverse economic, business, or political developments.

New Fund Risk: Investments with a limited history of operations may be subject to the risk that they do not grow to an economically viable size in order to continue operations.

Nondiversification Risk: A nondiversified investment, as defined under the Investment Act of 1940, may have an increased potential for loss because its portfolio includes a relatively small number of investments. Movements in the prices of the individual assets may have a magnified effect on a nondiversified portfolio. Any sale of the investment's large positions could adversely affect stock prices if those positions represent a significant part of a company's outstanding stock.

Not FDIC Insured Risk: The investment is not a deposit or obligation of, or guaranteed or endorsed by, any bank and is not insured by the Federal Deposit Insurance Corporation, the Federal Reserve Board, or any other U.S. governmental agency.

Disclosure and Glossary

Options Risk: Investments in options may be subject to the risk that the advisor does not correctly predict the movement of an option's underlying stock. Option purchases may result in the loss of part or all of the amount paid for the option plus commission costs. Option sales may result in a forced sale or purchase of a security at a price higher or lower than its current market price.

OTC Risk: Investments traded and privately negotiated in the over-the-counter ("OTC") market, including securities and derivatives, may be subject to greater price volatility and liquidity risk than transactions made on organized exchanges. Because the OTC market is less regulated, OTC transactions may be subject to increased credit and counterparty risk.

Other Risk: The investment's performance may be impacted by its concentration in a certain type of security, adherence to a particular investing strategy, or a unique aspect of its structure and costs.

Passive Management Risk: The investment is not actively managed, and the advisor does not attempt to manage volatility or take defensive positions in declining markets. This passive management strategy may subject the investment to greater losses during general market declines than actively managed investments.

Portfolio Diversification Risk: Investments that concentrate their assets in a relatively small number of issuers, or in the securities of issuers in a particular market, industry, sector, country, or asset class, may be subject to greater risk of loss than is a more widely diversified investment.

Preferred Stocks Risk: Investments in preferred stocks may be subject to the risks of deferred distribution payments, involuntary redemptions, subordination to debt instruments, a lack of liquidity compared with common stocks, limited voting rights, and sensitivity to interest-rate changes.

Prepayment (Call) Risk: The issuer of a debt security may be able to repay principal prior to the security's maturity because of an improvement in its credit quality or falling interest rates. In this event, this principal may have to be reinvested in securities with lower interest rates than the original securities, reducing the potential for income.

Pricing Risk: Some investments may not have a market observed price; therefore, values for these assets may be determined through a subjective valuation methodology. Fair values determined by a subjective methodology may differ from the actual value realized upon sale. Valuation methodologies may also be used to calculate a daily net asset value.

Quantitative Investing Risk: Holdings selected by quantitative analysis may perform differently from the market as a whole based on the factors used in the analysis, the weighting of each factor, and how the factors have changed over time.

Real Estate/REIT Sector Risk: Concentrating assets in the real estate sector or REITs may disproportionately subject the portfolio to the risks of that industry, including loss of value because of changes in real estate values, interest rates, and taxes, as well as changes in zoning, building, environmental, and other laws, among other factors. Investments in REITs may be subject to increased price volatility and liquidity risk, and shareholders indirectly bear their proportionate share of expenses because of their management fees.

Regulation/Government Intervention Risk: The business of the issuer of an underlying security may be adversely impacted by new regulation or government intervention, impacting the price of the security. Direct government ownership of distressed assets in times of economic instability may subject the portfolio's holdings to increased price volatility and liquidity risk.

Reinvestment Risk: Payments from debt securities may have to be reinvested in securities with lower interest rates than the original securities.

Reliance on Trading Partners Risk: Investments in economies that depend heavily on trading with key partners may be subject to the risk that any reduction in this trading may adversely impact these economies.

Replication Management Risk: The investment does not seek investment returns in excess of the underlying index. Therefore, it will not generally sell a security unless it was removed from the index, even if the security's issuer is in financial trouble.

Repurchase Agreements Risk: Repurchase agreements may be subject to the risk that the seller of a security defaults and the collateral securing the repurchase agreement has declined and does not equal the value of the repurchase price. In this event, impairment of the collateral may result in additional costs.

Restricted/Illiquid Securities Risk: Restricted and illiquid securities may fall in price because of an inability to sell the securities when desired. Investing in restricted securities may subject the portfolio to higher costs and liquidity risk.

Sampling Risk: Although the portfolio tracks an index, it maintains a smaller number of holdings than does the index. Use of this representative sampling approach may lead the portfolio to track the index less closely.

Shareholder Activity Risk: Frequent purchases or redemptions by one or multiple investors may harm other shareholders by interfering with the efficient management of the portfolio, increasing brokerage and administrative costs and potentially diluting the value of shares. Additionally, shareholder purchase and redemption activity may have an impact on the per-share net income and realized capital gains distribution amounts, if any, potentially increasing or reducing the tax burden on the shareholders who receive those distributions.

Short Sale Risk: Selling securities short may be subject to the risk that an advisor does not correctly predict the movement of the security, resulting in a loss if a security must be purchased on the market above its initial borrowing price to return to the lender, in addition to interest paid to the lender for borrowing the security.

Small Cap Risk: Concentrating assets in small-capitalization stocks may subject the portfolio to the risk that those stocks underperform other capitalizations or the market as a whole. Smaller, less-seasoned companies may be subject to increased liquidity risk compared with mid- and large-cap companies and may experience greater price volatility than do those securities because of limited product lines, management experience, market share, or financial resources, among other factors.

Socially Conscious Risk: Adhering to social, moral, or environmental criteria may preclude potentially profitable opportunities in sectors or firms that would otherwise be consistent with the investment objective and strategy.

Sovereign Debt Risk: Investments in debt securities issued or guaranteed by governments or governmental entities are subject to the risk that an entity may delay or refuse to pay interest or principal on its sovereign debt because of cash flow problems, insufficient foreign reserves, or political or other considerations. In this event, there may be no legal process for collecting sovereign debts that a governmental entity has not repaid.

Structured Products Risk: Investments in structured products may be more volatile, less liquid, and more difficult to price than other assets. These securities bear the risk of the underlying investment as well as counterparty risk. Securitized structured products including collateralized mortgage obligations, collateralized debt obligations, and other securitized products may increase volatility and be subject to increased liquidity and pricing risks compared with investing directly in the assets securitized within the product. Assets invested in structured products may be subject to full loss of value if the counterparty defaults on its obligation.

Suitability Risk: Investors are expected to select investments whose investment strategies are consistent with their financial goals and risk tolerance.

Swaps Risk: Investments in swaps, such as interest-rate swaps, currency swaps and total return swaps, may increase volatility and be subject to increased liquidity, credit, and counterparty risks. Depending on their structure, swaps may increase or decrease the portfolio's exposure to long- or short-term interest rates, foreign currency values, corporate borrowing rates, security prices, index values, inflation rates, credit, or other factors.

Target Date Risk: Target-date funds, also known as lifecycle funds, shift their asset allocation to become increasingly conservative as the target retirement year approaches, which is the approximate date when an investor

Disclosure and Glossary

plans to start withdrawing the assets from their retirement account. Still, investment in target-date funds may lose value near, at, or after the target retirement date, and there is no guarantee they will provide adequate income at retirement.

Tax Management Risk: A tax-sensitive investment strategy that uses hedging or other techniques may fail to limit distributions of taxable income and net realized gains and therefore create some tax liability for shareholders.

Tax Risk: Investors may be liable to pay state and federal taxes on income and capital gains distributions paid out by the investment.

Tax-Exempt Securities Risk: Tax-exempt securities could be reclassified as taxable by the IRS or a state tax authority, or their income could be reclassified as taxable by a future legislative, administrative, or court action. This may result in increased tax liability as interest from a security becomes taxable, and such reclassifications could be applied retroactively.

Technology Sector Risk: Concentrating assets in the technology sector may disproportionately subject the portfolio to the risks of that industry, including loss of value because of intense competitive pressures, short product cycles, dependence on intellectual property rights, legislative or regulatory changes, and other factors.

Temporary Defensive Measures Risk: Temporary defensive positions may be used during adverse economic, market, or other conditions. In this event, up to 100% of assets may be allocated to securities, including cash and cash equivalents that are normally not consistent with the investment objective.

U.S. Federal Tax Treatment Risk: Changes in the tax treatment of dividends, derivatives, foreign transactions, and other securities may have an impact on performance and potentially increase shareholder liability. Additionally, this includes the risk that the fund fails to qualify as a regulated investment company, potentially resulting in a significantly higher level of taxation.

U.S. Government Obligations Risk: Investments in U.S. government obligations are subject to varying levels of government support. In the event of default, some U.S. government securities, including U.S. Treasury obligations and Ginnie Mae securities, are issued and guaranteed as to principal and interest by the full faith and credit of the U.S. government. Other securities are obligations of U.S. government-sponsored entities but are neither issued nor guaranteed by the U.S. government.

U.S. State or Territory-Specific Risk: Investments in the municipal securities of a particular state or territory may be subject to the risk that changes in the economic conditions of that state or territory will negatively impact performance.

Underlying Fund/ Fund of Funds Risk: A portfolio's risks are closely associated with the risks of the securities and

other investments held by the underlying or subsidiary funds, and the ability of the portfolio to meet its investment objective likewise depends on the ability of the underlying funds to meet their objectives. Investment in other funds may subject the portfolio to higher costs than owning the underlying securities directly because of their management fees.

Unrated Securities Risk: Investments in unrated securities may be subject to increased interest, credit, and liquidity risks if the advisor does not accurately assess the quality of those securities.

Valuation Time Risk: Net asset value ("NAV") is not calculated on days and times when the U.S. exchange is closed, though foreign security holdings may still be traded. In this event, the net asset value may be significantly impacted when shareholders are not able to buy or sell shares. Conversely, performance may vary from the index if the NAV is calculated on days and times when foreign exchanges are closed.

Value Investing Risk: Value securities may be subject to the risk that these securities cannot overcome the adverse factors the advisor believes are responsible for their low price or that the market may not recognize their fundamental value as the advisor predicted. Value securities are not expected to experience significant earnings growth and may underperform growth stocks in certain markets.

Variable-Rate Securities Risk: Investments in variable-rate securities, which periodically adjust the interest-rate paid on the securities, may be subject to greater liquidity risk than are other fixed-income securities. Because variable-rate securities are subject to less interest-rate risk than other fixed-income securities, their opportunity to provide capital appreciation is comparatively reduced.

Warrants Risk: Investments in warrants may be subject to the risk that the price of the underlying stock does not rise above the exercise price. In this event, the warrant may expire without being exercised and lose all value.

Zero-Coupon Bond Risk: Investments in zero-coupon bonds, which do not pay interest prior to maturity, may be subject to greater price volatility and liquidity risks than are fixed-income securities that pay interest periodically. Still, interest accrued on these securities prior to maturity is reported as income and distributed to shareholders.

Portfolio Analysis

Composition: A portfolio's composition will tell you something about its risk level. Funds that hold a large percentage of assets in cash usually carry less risk because not all of their holdings are exposed to the market. We use a pie chart to help you see how much of your investment consists of stocks, bonds, or cash. We also show how much of your investment is held in foreign stocks.

Top 5 or 10 Holdings: The top holdings are the stocks or bonds with the most influence on a portfolio's returns.

Conservative portfolios typically devote no more than 3% to 4% of their assets to any one stock or bond. More daring portfolios may devote 7% or more to one stock. Add up the weighting of the top five holdings for another measure of risk. A conservative option generally bets 15% or less on the top 5 holdings, while a portfolio with more than 25% in the top five may be considered aggressive.

Morningstar Style Box™

The Morningstar Style Box™ reveals a fund's investment strategy as of the date noted on this report.

For equity funds, the vertical axis shows the market capitalization of the long stocks owned, and the horizontal axis shows the investment style (value, blend, or growth.) A darkened cell in the style box matrix indicates the weighted average style of the portfolio.

For portfolios holding fixed-income investments, a Fixed Income Style Box is calculated. The vertical axis shows the credit quality based on credit ratings and the horizontal axis shows interest-rate sensitivity as measured by effective duration. There are three credit categories - "High", "Medium", and "Low"; and there are three interest rate sensitivity categories - "Limited", "Moderate", and "Extensive"; resulting in nine possible combinations. As in the Equity Style Box, the combination of credit and interest rate sensitivity for a portfolio is represented by a darkened square in the matrix. Morningstar uses credit rating information from credit rating agencies (CRAs) that have been designated Nationally Recognized Statistical Rating Organizations (NRSROs) by the Securities and Exchange Commission (SEC) in the United States. For a list of all NRSROs, please visit <https://www.sec.gov/ocr/ocr-current-nrsros.html>. Additionally, Morningstar will use credit ratings from CRAs which have been recognized by foreign regulatory institutions that are deemed the equivalent of the NRSRO designation. To determine the rating applicable to a holding and the subsequent holding weighted value of a portfolio two methods may be employed. First is a common methodology approach where if a case exists such that two CRAs have rated a holding, the lower rating of the two should be applied; if three or more CRAs have rated a holding, the median rating should be applied; and in cases where there are more than two ratings and a median rating cannot be determined, the lower of the two middle ratings should be applied. Alternatively, if there is more than one rating available an average can be calculated from all and applied.

Please Note: Morningstar, Inc. is not an NRSRO nor does it issue a credit rating on the fund. Credit ratings for any security held in a portfolio can change over time.

Morningstar uses the credit rating information to calculate a weighted-average credit quality value for the portfolio. This value is based only upon those holdings which are considered to be classified as "fixed income", such a government, corporate, or securitized issues. Other types of holdings such as equities and many, though not all, types of derivatives are excluded. The weighted-average credit quality value is represented by a rating symbol which corresponds to

Disclosure and Glossary

the long-term rating symbol schemas employed by most CRAs. Note that this value is not explicitly published but instead serves as an input in the Style Box calculation. This symbol is then used to map to a Style Box credit quality category of "low," "medium," or "high". Funds with a "low" credit quality category are those whose weighted-average credit quality is determined to be equivalent to the commonly used High Yield classification, meaning a rating below "BBB", portfolios assigned to the "high" credit category have either a "AAA" or "AA+" average credit quality value, while "medium" are those with an average rating of "AA-" inclusive to "BBB-". It is expected and intended that the majority of portfolios will be assigned a credit category of "medium".

For assignment to an interest-rate sensitivity category, Morningstar uses the average effective duration of the portfolio. From this value there are three distinct methodologies employed to determine assignment to category. Portfolio which are assigned to Morningstar municipal-bond categories employ static breakpoints between categories. These breakpoints are: "Limited" equal to 4.5 years or less, "Moderate" equal to 4.5 years to less than 7 years; and "Extensive" equal to more than 7 years. For portfolios assigned to Morningstar categories other than U.S. Taxable, including all domiciled outside the United States, static duration breakpoints are also used: "Limited" equals less than or equal to 3.5 years, "Moderate" equals greater than 3.5 years but less than or equal to 6 years, and "Extensive" is assigned to portfolios with effective durations of more than 6 years.

Note: Interest-rate sensitivity for non-U.S. domiciled portfolios (excluding those in Morningstar convertible categories) may be assigned using average modified duration when average effective duration is not available.

For portfolios Morningstar classifies as U.S. Taxable Fixed-Income, interest-rate sensitivity category assignment is based on the effective duration of the Morningstar Core Bond Index (MCBI). The classification assignment is dynamically determined relative to the benchmark index value. A "Limited" category will be assigned to portfolios whose average effective duration is between 25% to 75% of MCBI average effective duration, where the average effective duration is between 75% to 125% of the MCBI the portfolio will be classified as "Moderate", and those portfolios with an average effective duration value 125% or greater of the average effective duration of the MCBI will be classified as "Extensive".

See also *Credit Analysis*

Market capitalization: The value of a company based on the current selling price of its stock and the number of shares it has issued. Market capitalization equals the number of shares issued multiplied by the share price. The Market Capitalization breakdown presents the overall market capitalization of the fund based on the individual stocks held within its portfolio. Individual stocks are classified as giant, large, mid, small or micro. Giant-cap stocks are defined as the group that accounts for the top 40% of the capitalization

of the style zone; large-cap stocks represent the next 30%; mid-cap stocks represent the next 20%; and small-cap and micro stocks represent the balance. For the traditional Style Box, giant-cap stocks are included in the large-cap group. The market caps that correspond to these breakpoints are flexible and may shift from month to month as the market changes.

Giant-cap: For domestic companies, the biggest companies (in terms of market capitalization) in the investment universe. For international companies, a firm with a market capitalization exceeding \$100 billion.

Large cap: For domestic companies, a firm of the 250 largest ones. For international companies, a firm in excess of \$5 billion assets. A large-cap fund has a median market capitalization of greater than that of the 250th largest stock.

Mid-cap (also Medium cap): For domestic companies, a firm with the market capitalization of between 250th largest and 1,000th largest stock. For international companies, a firm with market capitalization of \$1 billion to \$5 billion. A mid-cap fund has a portfolio with a median market capitalization of between 250th largest and 1,000th largest stock.

Small-cap: For domestic companies, a firm with a market capitalization of less than that of the 1,000th largest stock. For international companies, a firm with less than \$1 billion. A small-cap fund has a median market capitalization of less than that of 1,000th largest stock.

Micro-cap: For domestic companies, a firm with a market capitalization of approximately between \$50 million and \$300 million.

Average Effective Duration: A measure of a portfolio's interest-rate sensitivity-the longer a fund's duration, the more sensitive the portfolio is to shifts in interest rates. Duration is determined by a formula that includes coupon rates and bond maturities. Small coupons tend to increase duration, while shorter maturities and higher coupons shorten duration. The relationship between portfolios with different durations is straightforward: A portfolio with a duration of 10 years is twice as volatile as a portfolio with a five-year duration. Morningstar prints an average effective duration statistic that incorporates call, put, and prepayment possibilities.

Average Effective Maturity: Average effective maturity is a weighted average of all the maturities of the bonds in a portfolio, computed by weighting each bond's effective maturity by the market value of the security. Average effective maturity takes into consideration all mortgage prepayments, puts, and adjustable coupons. Because Morningstar uses fund company calculations for this figure and because different companies use varying interest-rate assumptions in determining call likelihood and timing, we ask that companies not adjust for call provisions. Longer-maturity funds are generally considered more interest-rate sensitive than their shorter counterparts.

Morningstar Equity Sectors: Morningstar determines how much of each investment is held in each of the 11 major

industrial sectors, which are listed on your Investment Profile page in order from least risky (utilities) to most risky (technology). For domestic-stock funds, sector weightings provide another avenue into understanding the relative riskiness of different investment strategies. If a fund's sector allocation is similar to the overall market-as measured by the S&P 500 index-then the fund manager is likely following a conservative style. If management heavily overweights individual sectors by owning two or three times as much as the S&P 500 holds, then the fund's strategy typically takes on more risk.

Morningstar Super Sectors: For International investments, Morningstar presents how much of each investment is held in each of the 3 Super Sectors: Cyclical, Sensitive, Defensive. For domestic-stock funds, sector weightings provide another avenue into understanding the relative riskiness of different investment strategies. If a fund's sector allocation is similar to the overall market-as measured by the S&P 500 index-then the fund manager is likely following a conservative style. If management heavily overweights individual sectors by owning two or three times as much as the S&P 500 holds, then the fund's strategy typically takes on more risk.

Morningstar Fixed Income Sectors: For fixed-income funds, we display the percentage of the fund's fixed-income assets invested in each of the six fixed-income sectors: Government, Corporate, Securitized, Municipal, Cash and Other. Other consists of Interest Rate Swaps, Treasury Futures and Derivatives.

Credit analysis: For corporate-bond and municipal bond funds, the credit analysis depicts the quality of the U.S. and non-U.S. bonds in the fund's portfolio. Credit quality can influence the returns of portfolios that invest heavily in bonds. The Credit Analysis graph shows the percentage of fund assets that are invested in each of the major credit ratings, as determined by Standard & Poor's or Moody's. At the top of the ratings are AAA bonds. Bonds within a BBB rating are the lowest bonds that are still considered to be of investment grade. Bonds that are rated at or lower than BB (often called junk bonds or high-yield bonds) are considered to be quite speculative and are more risky than higher-rated credits. Any bonds that appear in the NR/NA category are either not rated by Standard & Poor's or Moody's or did not have a rating available.

Morningstar World Regions: The percentage of assets a fund has invested in the various regions of the world. Regional exposure is a major determinant of the return of world and foreign funds. Consequently, you will want to know which regions your investment is most exposed to. The Morningstar Investment Profile shows the percentage of assets invested in each of ten world regions.

Allocation of Stocks and Bonds: This graphic is presented for Target Date investments and depicts how the allocation to stocks and bonds changes over time as you near retirement.

Disclosure and Glossary

Operations:

The amounts shown are estimated operating expenses as a ratio of expenses to average daily net assets. These estimates are based on the Portfolio's actual operating expenses for its most recently completed fiscal year, adjusted for contractual charges, if any, and fee waivers to which the investment advisor has agreed.

Fees and expenses may be subject to change based on several factors, including but not limited to fund size or fee waiver arrangements. Please refer to the fund's prospectus for more information.

Funds or their affiliates may pay compensation to Voya companies offering a fund. Such compensation may be paid out of distribution, service and/or 12b-1 fees that are deducted from the fund's assets, and/or may be paid directly by the fund's affiliates. Any fees deducted from fund assets are discussed in the fund's prospectus and disclosed in the fund fact sheet. Because these fees are paid on an on-going basis, over time these fees will increase the cost of your investment and may cost you more than paying other types of sales charges.

If offered through a retirement program, additional fees and expenses may be charged under that program.

Gross Prospectus Expense Ratio: The total gross expenses (net expenses with waivers added back in) divided by the fund's average net assets.

Net Prospectus Expense Ratio: The amount of money taken out of your account each year to pay for the operation and management of an investment portfolio, expressed as a percentage.

Management Fee: The amount of money taken out of your account each year to pay for the operation and management of an investment portfolio, expressed as a percentage.

12b-1 Fee: Maximum annual charge deducted from fund assets to pay for distribution and marketing costs. Although usually set on a percentage basis, this amount will occasionally be a flat figure.

Other Fee: Fund expenses classified as other can vary greatly among fund companies and generally include atypical expenses that do not otherwise fall into management or 12b-1 fees. Please see the prospectus for more details.

Miscellaneous Fee: The total of fee expense types not identified in a fund prospectus as Management Fee, 12b-1 Fee or Other Fee.

Inception Date: The date on which the fund began its operations. Funds with long track records offer more history by which investors can assess overall fund performance. However, another important factor to consider is the fund manager and his or her tenure with the fund. Often times a change in fund performance can indicate a change in management.

Total Fund Assets (\$mil): The net assets of all share classes of the underlying fund, recorded in millions of dollars. Net-asset figures are useful in gauging an underlying fund's size, agility, and popularity. They help determine whether a small-company fund, for example, can remain in its investment-objective category if its asset base reaches an ungainly size.

Annual Turnover ratio: A proxy for how frequently a manager trades his or her portfolio.

Fund Family Name: The fund's distributor.

Waiver Data: This indicates that the fund is waiving sales fees at the time of publication. Call the fund's distributor to ensure that the waiver is still active at the time of investment.

Waiver Type: Waivers can be either contractual or voluntary. Contractual waivers are in place until a stated date. Voluntary waivers can be stopped at any time. Call the fund's distributor to ensure that the voluntary waiver is still active at the time of investment exp date: the expiration date associated with contractual waivers.

Portfolio Manager(s): The name of the person or persons who determine which stocks or bonds belong in a portfolio.

Advisor: The company that takes primary responsibility for managing the fund.

Subadvisor: In some cases, the advisor employs another company, called the subadvisor, to handle the fund's day-to-day management. In these instances, the portfolio manager generally works for the fund's subadvisor, and not the advisor.

Glossary:

American Depositary Receipts (ADRs): ADRs are securities that represent shares in a foreign company. They are traded on major U.S. stock exchanges and over the counter.

Asset base: The amount of money that a fund has under management. Frequently called assets or net assets.

Benchmark: An index or other standard against which an investment's performance is measured. A stock fund's returns are often compared with those of the S&P 500 index.

Bull market: A period in which security prices in a given market are generally rising.

Capital appreciation: An increase in the share price of a security. This is one of the two primary sources of an investor's total return. The other primary source is income.

Concentrated portfolio: A portfolio that is limited to relatively few securities or industries although its manager can invest in a diversified universe.

Current-coupon bond: A bond that is trading at its face value or par because it is paying a market-level rate of interest.

Debt: Another term for a bond or fixed-income security.

Derivative: A security that has been crafted from an existing asset or security. Derivatives' value (and investors' returns) derive from the value of the underlying asset or security. Examples of equity derivatives include futures contracts and options. Collateralized mortgage obligations (CMOs) and mortgage-backed securities are examples of fixed-income derivatives.

Diversification: Diversification is essentially the opposite of "keeping all your eggs in one basket". If you own just one investment, you'll have a limited amount of diversification. By owning several investments, particularly mutual funds that follow different investment strategies and hold different types of assets, you may lower your portfolio's overall risk. Diversification does not guarantee a profit or protect against loss in a declining market.

Dividend: A distribution of a portion of a company's earnings to its stockholders. Older, larger, and more-established companies are more likely to pay dividends. Young, growing companies often need to reinvest all of their profits into their businesses, and thus are less likely to pay out dividends to investors.

Equity: Another term for stock, which is issued by a corporation and trades on an exchange.

Fixed-income security: Another term for a bond or debt security.

Growth: There are two common uses of the word growth in the investment industry. In the first sense, growth refers to an increase in a firm's profits or sales. In the second sense, growth refers to a style of investing in which managers seek firms with rapidly increasing profits or sales, often paying little attention to the prices they pay for such stocks.

High-yield bond: Also referred to as a junk bond, this is a fixed-income security that has a credit rating of less than BBB, as measured by Standard & Poor's, or BAA as measured by Moody's. These bonds are much more sensitive to the economic cycle than are high-quality securities, but they offer the potential for higher coupons (interest payments), or yield, in return to investors who take on the added risk.

Income: Payment to an investor of a dividend from a stock or of interest on a bond. Income is one of the two sources of total return, the other being capital appreciation.

Index: As a noun, index refers to a benchmark, such as the S&P 500, that is used to measure a fund's performance. As a verb, it refers to the practice of buying and holding the securities that compose an index, or securities that are representative of an index.

Disclosure and Glossary

Investment-grade bonds: A bond that carries a Standard & Poor's rating of BBB or a Moody's rating of BAA or better.

Money-market fund: A fund that invests exclusively in short-term securities, such as Treasury bills, certificates of deposit, and commercial paper. The maximum average maturity of these securities is generally 120 days.

Net Asset Value (NAV): An investment's expense ratio is the percentage of assets deducted each fiscal year for fund operational costs, including management fees, administrative fees, operating costs, and all other asset-based costs incurred by the fund.

Premium bond: A bond that sells for a price greater than its face value, usually because the bond pays a rate of interest greater than the market's. A bond that has a face value of \$1,000 and sells for \$1,025 has a 2.5% premium.

Principal: The face value of a bond that its owner receives at maturity. The term also refers to the amount invested in a fund or security, independent of any earnings or losses on the investment.

Real Estate Investment Trust (REITs): A company that invests in multiple real-estate properties. REITs trade on major stock exchanges, and are held by many mutual funds.

Security: This term can refer to any financial asset, including stocks, bonds, and derivative issues.

Standard & Poor's 500 Index (S&P 500): A collection of 500 large, widely held stocks used as a measure of stock-market performance. The 500 stocks in the index include 400 industrial companies, 20 transportation firms, 40 financial companies, and 40 public utilities.

Total return: The combined profits of a fund, including undistributed capital gains, capital appreciation, capital gains, and ordinary income.

MyCompass American Funds 2010 Fund - Class R

Category
Target-Date 2000-2010

Investment Objective & Strategy

The objective of each Fund is to provide long-term investors with an asset allocation strategy which seeks to maximize assets for retirement consistent with the projected retirement date associated with each Fund by investing in American Funds and a Voya Group Fixed Annuity Contract.

Volatility and Risk

Volatility as of 09-30-24

Low	Moderate	High
▲ Category		

Risk Measures as of 09-30-24	Port Avg	Rel S&P 500	Rel Cat
3 Yr Std Dev	—	—	—
3 Yr Beta	—	—	—

Principal Risks

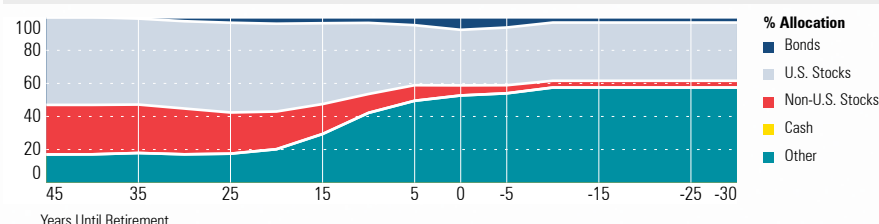
Hedging Strategies, Lending, Credit and Counterparty, Inflation/Deflation, Inflation-Protected Securities, Prepayment (Call), Currency, Emerging Markets, Foreign Securities, Long-Term Outlook and Projections, Not FDIC Insured, Country or Region, Capitalization, Growth Investing, Value Investing, Active Management, Income, Issuer, Interest Rate, Market/Market Volatility, Equity Securities, High-Yield Securities, Industry and Sector Investing, IPO, Options, Restricted/Illiquid Securities, Underlying Fund/Fund of Funds, Derivatives, Fixed-Income Securities, Maturity/Duration, Regulation/Government Intervention, Cash Drag, Multimanager, Management, New Fund, Target Date, Small Cap, Mid-Cap, Large Cap, Financials Sector, Real Estate/REIT Sector

Important Information

Please refer to the Morningstar Disclosure and Glossary document contained in your plan's eligibility package for additional information. You may always access the most current version of the Disclosure and Glossary at <https://www.voyaretirementplans.com/fundonepagescolor/DisclosureGlossary.pdf>


Funds or their affiliates may pay compensation to Voya® affiliates offering a fund. Such compensation may be paid out of distribution, service and/or 12b-1 fees that are deducted from the fund's assets, and/or may be paid directly by the fund's affiliates. Any fees deducted from fund assets are discussed in the fund's prospectus and disclosed in the fund fact sheet. Because these fees are paid on an on-going basis, over time these fees will increase the cost of your investment and may cost you more than paying other types of sales charges. If offered through a retirement program, additional fees and expenses may be charged under that program. NOT A DEPOSIT. NOT FDIC INSURED. NOT INSURED BY ANY FEDERAL GOVERNMENT AGENCY. NOT GUARANTEED BY THE INSTITUTION. MAY GO DOWN IN VALUE.

Allocation of Stocks and Bonds

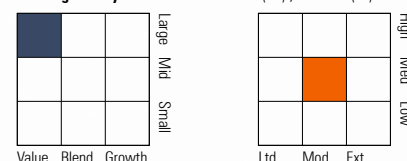


Portfolio Analysis

Composition as of 09-30-24



Morningstar Style Box™ as of 09-30-24(EQ) ; 09-30-24(F-I)



Top 5 Holdings as of 09-30-24

Asset	% Assets
Voya Custom Gia	46.60
American Funds Income Fund of Amer R6	18.56
American Funds American Balanced R6	7.44
American Funds Capital Income Bldr R6	7.30
American Funds American Mutual R6	5.42

Morningstar Super Sectors as of 09-30-24

Sector	% Fund
Cyclical	30.68
Sensitive	41.50
Defensive	27.83

Credit Analysis: % Bonds as of 09-30-24

Rating	Count	Rating	Count
AAA	51	BB	13
AA	3	B	7
A	11	Below B	3
BBB	12	Not Rated	1

Morningstar F-I Sectors as of 09-30-24

Sector	% Fund
Government	14.29
Corporate	37.01
Securitized	24.23
Municipal	0.66
Cash/Cash Equivalents	23.81
Derivative	0.00

Operations

Gross Prosp Exp Ratio	See Notes below.
Net Prosp Exp Ratio	See Notes below.
Management Fee	See Notes below.
12b-1 Fee	See Notes below.
Other Fee	See Notes below.
Miscellaneous Fee(s)	See Notes below.
Fund Inception Date	12-14-21
Total Fund Assets (\$mil)	22.5
Annual Turnover Ratio %	—
Fund Family Name	flexPATH Strategies, LLC

Waiver Data	Type	Exp. Date	%
—	—	—	—

Portfolio Manager(s)

Management Team. Since 2021.
 Advisor flexPATH Strategies, LLC
 Subadvisor flexPATH Strategies, LLC

Notes

A commingled fund is a pooled investment vehicle, maintained by a bank or trust company, the participants of which are limited to certain types of tax exempt employee benefit plans. The current NET Expense ratio is 0.204%. This Portfolio is not a registered investment company, and interests in the Portfolio have not been registered with the Securities and Exchange Commission.

MyCompass American Funds 2015 Fund - Class R

Category
Target-Date 2015

Investment Objective & Strategy

The objective of each Fund is to provide long-term investors with an asset allocation strategy designed to maximize assets for retirement consistent with the projected retirement date associated with each Fund by investing in American Funds mutual funds and a Voya stable value vehicle.

Volatility and Risk

Volatility as of 09-30-24

Low	Moderate	High
▲ Category		

Risk Measures as of 09-30-24	Port Avg	Rel S&P 500	Rel Cat
3 Yr Std Dev	—	—	—
3 Yr Beta	—	—	—

Principal Risks

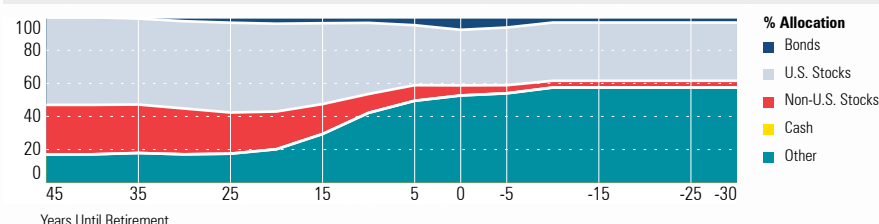
Hedging Strategies, Lending, Credit and Counterparty, Inflation/Deflation, Inflation-Protected Securities, Prepayment (Call), Currency, Emerging Markets, Foreign Securities, Long-Term Outlook and Projections, Not FDIC Insured, Country or Region, Capitalization, Growth Investing, Value Investing, Active Management, Income, Issuer, Interest Rate, Market/Market Volatility, Equity Securities, High-Yield Securities, Industry and Sector Investing, IPO, Options, Restricted/Illiquid Securities, Underlying Fund/Fund of Funds, Derivatives, Fixed-Income Securities, Maturity/Duration, Regulation/Government Intervention, Cash Drag, Multimanagement, Management, New Fund, Target Date, Small Cap, Mid-Cap, Large Cap, Financials Sector, Real Estate/REIT Sector

Important Information

Please refer to the Morningstar Disclosure and Glossary document contained in your plan's eligibility package for additional information. You may always access the most current version of the Disclosure and Glossary at <https://www.voyaretirementplans.com/fundonepagerscolor/DisclosureGlossary.pdf>


Funds or their affiliates may pay compensation to Voya® affiliates offering a fund. Such compensation may be paid out of distribution, service and/or 12b-1 fees that are deducted from the fund's assets, and/or may be paid directly by the fund's affiliates. Any fees deducted from fund assets are discussed in the fund's prospectus and disclosed in the fund fact sheet. Because these fees are paid on an on-going basis, over time these fees will increase the cost of your investment and may cost you more than paying other types of sales charges. If offered through a retirement program, additional fees and expenses may be charged under that program. NOT A DEPOSIT. NOT FDIC INSURED. NOT INSURED BY ANY FEDERAL GOVERNMENT AGENCY. NOT GUARANTEED BY THE INSTITUTION. MAY GO DOWN IN VALUE.

Allocation of Stocks and Bonds



Portfolio Analysis

Composition as of 09-30-24



Top 5 Holdings as of 09-30-24

Asset	% Assets
Voya Custom Gia	44.80
American Funds Income Fund of Amer R6	13.26
American Funds American Balanced R6	7.32
American Funds American Mutual R6	6.18
American Funds Capital Income Bldr R6	6.15

Credit Analysis: % Bonds as of 09-30-24

Rating	Count	Rating	Count
AAA	41	BB	15
AA	3	B	15
A	9	Below B	6
BBB	10	Not Rated	2

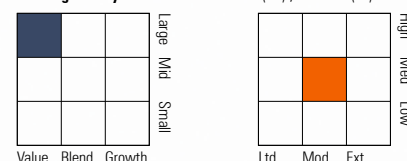
Operations

Gross Prosp Exp Ratio	See Notes below.
Net Prosp Exp Ratio	See Notes below.
Management Fee	See Notes below.
12b-1 Fee	See Notes below.
Other Fee	See Notes below.
Miscellaneous Fee(s)	See Notes below.
Fund Inception Date	12-14-21
Total Fund Assets (\$mil)	28.0
Annual Turnover Ratio %	—
Fund Family Name	flexPATH Strategies, LLC

Notes

A commingled fund is a pooled investment vehicle, maintained by a bank or trust company, the participants of which are limited to certain types of tax exempt employee benefit plans. The current NET Expense ratio is 0.221%. This Portfolio is not a registered investment company, and interests in the Portfolio have not been registered with the Securities and Exchange Commission.

Morningstar Style Box™ as of 09-30-24(EQ) ; 09-30-24(F-I)



Morningstar Super Sectors as of 09-30-24

Sector	% Fund
Cyclical	29.70
Sensitive	42.96
Defensive	27.33

Morningstar F-I Sectors as of 09-30-24

Sector	% Fund
Government	13.57
Corporate	45.13
Securitized	18.86
Municipal	0.47
Cash/Cash Equivalents	21.98
Derivative	0.00

Waiver Data	Type	Exp. Date	%
—	—	—	—

Portfolio Manager(s)

Management Team. Since 2021.

Advisor	flexPATH Strategies, LLC
Subadvisor	flexPATH Strategies, LLC

MyCompass American Funds 2020 Fund - Class R

Category
Target-Date 2020

Investment Objective & Strategy

The objective of each Fund is to provide long-term investors with an asset allocation strategy designed to maximize assets for retirement consistent with the projected retirement date associated with each Fund by investing in American Funds mutual funds and a Voya stable value vehicle.

Volatility and Risk

Volatility as of 09-30-24



Risk Measures as of 09-30-24	Port Avg	Rel S&P 500	Rel Cat
3 Yr Std Dev	—	—	—
3 Yr Beta	—	—	—

Principal Risks

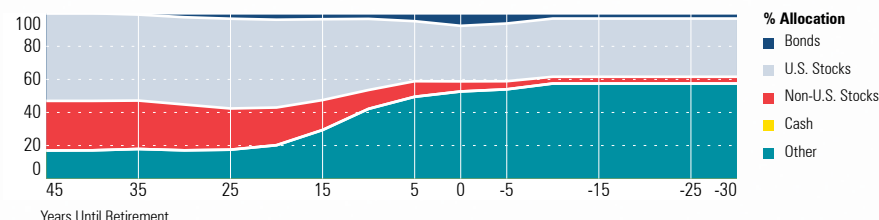
Hedging Strategies, Lending, Credit and Counterparty, Inflation/Deflation, Inflation-Protected Securities, Prepayment (Call), Currency, Emerging Markets, Foreign Securities, Long-Term Outlook and Projections, Not FDIC Insured, Country or Region, Capitalization, Growth Investing, Value Investing, Active Management, Income, Issuer, Interest Rate, Market/Market Volatility, Equity Securities, Industry and Sector Investing, IPO, Options, Restricted/Illiquid Securities, Underlying Fund/Fund of Funds, Derivatives, Fixed-Income Securities, Maturity/Duration, Regulation/Government Intervention, Cash Drag, Multimanager, Management, New Fund, Target Date, Small Cap, Mid-Cap, Large Cap, Financials Sector, Real Estate/REIT Sector

Important Information

Please refer to the Morningstar Disclosure and Glossary document contained in your plan's eligibility package for additional information. You may always access the most current version of the Disclosure and Glossary at <https://www.voyaretirementplans.com/fundonepagerscolor/DisclosureGlossary.pdf>


Funds or their affiliates may pay compensation to Voya® affiliates offering a fund. Such compensation may be paid out of distribution, service and/or 12b-1 fees that are deducted from the fund's assets, and/or may be paid directly by the fund's affiliates. Any fees deducted from fund assets are discussed in the fund's prospectus and disclosed in the fund fact sheet. Because these fees are paid on an on-going basis, over time these fees will increase the cost of your investment and may cost you more than paying other types of sales charges. If offered through a retirement program, additional fees and expenses may be charged under that program. NOT A DEPOSIT. NOT FDIC INSURED. NOT INSURED BY ANY FEDERAL GOVERNMENT AGENCY. NOT GUARANTEED BY THE INSTITUTION. MAY GO DOWN IN VALUE.

Allocation of Stocks and Bonds



Portfolio Analysis

Composition as of 09-30-24



Top 5 Holdings as of 09-30-24

Asset	% Assets
Voya Custom Gia	40.27
American Funds Income Fund of Amer R6	11.93
American Funds American Balanced R6	8.24
American Funds American Mutual R6	6.18
American Funds Capital Income Bldr R6	6.05

Credit Analysis: % Bonds as of 09-30-24

Rating	% Assets
AAA	42
AA	3
A	9
BBB	10
BB	14
B	14
Below B	5
Not Rated	2

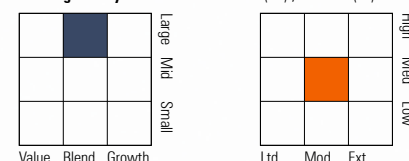
Operations

Gross Prosp Exp Ratio	See Notes below.
Net Prosp Exp Ratio	See Notes below.
Management Fee	See Notes below.
12b-1 Fee	See Notes below.
Other Fee	See Notes below.
Miscellaneous Fee(s)	See Notes below.
Fund Inception Date	11-15-21
Total Fund Assets (\$mil)	90.7
Annual Turnover Ratio %	—
Fund Family Name	flexPATH Strategies, LLC

Notes

A commingled fund is a pooled investment vehicle, maintained by a bank or trust company, the participants of which are limited to certain types of tax exempt employee benefit plans. The current NET Expense ratio is 0.237%. This Portfolio is not a registered investment company, and interests in the Portfolio have not been registered with the Securities and Exchange Commission.

Morningstar Style Box™ as of 09-30-24(EQ) ; 09-30-24(F-I)



Morningstar Super Sectors as of 09-30-24

Sector	% Fund
Cyclical	29.04
Sensitive	44.03
Defensive	26.91

Morningstar F-I Sectors as of 09-30-24

Sector	% Fund
Government	13.82
Corporate	42.88
Securitized	19.40
Municipal	0.46
Cash/Cash Equivalents	23.43
Derivative	0.00

Waiver Data	Type	Exp. Date	%
—	—	—	—

Portfolio Manager(s)

Management Team. Since 2021.

Advisor	flexPATH Strategies, LLC
Subadvisor	flexPATH Strategies, LLC

MyCompass American Funds 2025 Fund - Class R

Release Date
09-30-24

Category
Target-Date 2025

Investment Objective & Strategy

The objective of each Fund is to provide long-term investors with an asset allocation strategy designed to maximize assets for retirement consistent with the projected retirement date associated with each Fund by investing in American Funds mutual funds and a Voya stable value vehicle.

Volatility and Risk

Volatility as of 09-30-24

Low	Moderate	High
▲ Category		

Risk Measures as of 09-30-24	Port Avg	Rel S&P 500	Rel Cat
3 Yr Std Dev	—	—	—
3 Yr Beta	—	—	—

Principal Risks

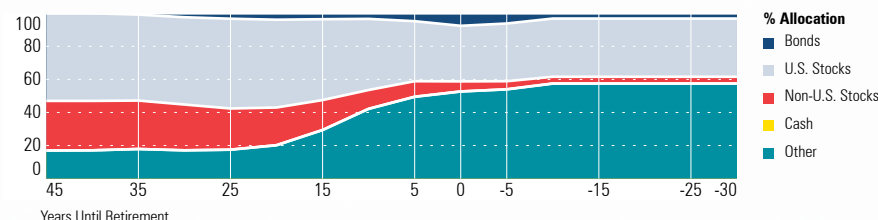
Hedging Strategies, Lending, Credit and Counterparty, Inflation/Deflation, Inflation-Protected Securities, Prepayment (Call), Currency, Emerging Markets, Foreign Securities, Long-Term Outlook and Projections, Not FDIC Insured, Country or Region, Capitalization, Growth Investing, Value Investing, Active Management, Income, Issuer, Interest Rate, Market/Market Volatility, Equity Securities, Industry and Sector Investing, IPO, Options, Restricted/Illiquid Securities, Underlying Fund/Fund of Funds, Derivatives, Fixed-Income Securities, Maturity/Duration, Regulation/Government Intervention, Cash Drag, Multimanager, Management, New Fund, Target Date, Small Cap, Mid-Cap, Large Cap, Financials Sector, Real Estate/REIT Sector

Important Information

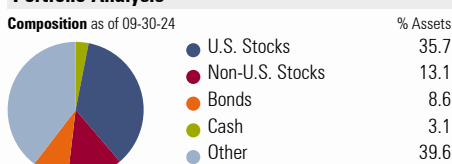
Please refer to the Morningstar Disclosure and Glossary document contained in your plan's eligibility package for additional information. You may always access the most current version of the Disclosure and Glossary at <https://www.voyaretirementplans.com/fundonepagerscolor/DisclosureGlossary.pdf>

Funds or their affiliates may pay compensation to Voya® affiliates offering a fund. Such compensation may be paid out of distribution, service and/or 12b-1 fees that are deducted from the fund's assets, and/or may be paid directly by the fund's affiliates. Any fees deducted from fund assets are discussed in the fund's prospectus and disclosed in the fund fact sheet. Because these fees are paid on an on-going basis, over time these fees will increase the cost of your investment and may cost you more than paying other types of sales charges. If offered through a retirement program, additional fees and expenses may be charged under that program. NOT A DEPOSIT. NOT FDIC INSURED. NOT INSURED BY ANY FEDERAL GOVERNMENT AGENCY. NOT GUARANTEED BY THE INSTITUTION. MAY GO DOWN IN VALUE.

Allocation of Stocks and Bonds



Portfolio Analysis



Top 5 Holdings as of 09-30-24

Asset	% Assets
Voya Custom Gia	39.14
American Funds American Balanced R6	8.30
American Funds Income Fund of Amer R6	7.77
American Funds Capital World Gr&Inc R6	6.27
American Funds American Mutual R6	6.24

Credit Analysis: % Bonds as of 09-30-24

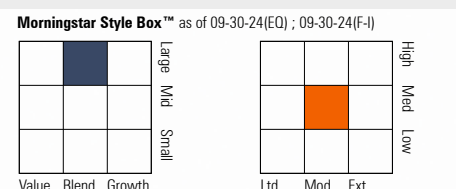
Rating	Count	Rating	Count
AAA	44	BB	13
AA	3	B	13
A	10	Below B	5
BBB	10	Not Rated	2

Operations

Gross Prosp Exp Ratio	See Notes below.
Net Prosp Exp Ratio	See Notes below.
Management Fee	See Notes below.
12b-1 Fee	See Notes below.
Other Fee	See Notes below.
Miscellaneous Fee(s)	See Notes below.
Fund Inception Date	11-15-21
Total Fund Assets (\$mil)	159.8
Annual Turnover Ratio %	—
Fund Family Name	flexPATH Strategies, LLC

Notes

A commingled fund is a pooled investment vehicle, maintained by a bank or trust company, the participants of which are limited to certain types of tax exempt employee benefit plans. The current NET Expense ratio is 0.251%. This Portfolio is not a registered investment company, and interests in the Portfolio have not been registered with the Securities and Exchange Commission.



Morningstar Super Sectors as of 09-30-24

Sector	% Fund
Cyclical	28.33
Sensitive	45.70
Defensive	25.97

Morningstar F-I Sectors as of 09-30-24

Sector	% Fund
Government	14.96
Corporate	39.15
Securitized	19.46
Municipal	0.42
Cash/Cash Equivalents	26.01
Derivative	0.00

Waiver Data

Type	Exp. Date	%
—	—	—

Portfolio Manager(s)

Management Team. Since 2021.

Advisor	flexPATH Strategies, LLC
Subadvisor	flexPATH Strategies, LLC

MyCompass American Funds 2030 Fund - Class R

Category
Target-Date 2030

Investment Objective & Strategy

The objective of each Fund is to provide long-term investors with an asset allocation strategy designed to maximize assets for retirement consistent with the projected retirement date associated with each Fund by investing in American Funds mutual funds and a Voya stable value vehicle.

Volatility and Risk

Volatility as of 09-30-24

Low	Moderate	High
	▲ Category	

Risk Measures as of 09-30-24	Port Avg	Rel S&P 500	Rel Cat
3 Yr Std Dev	—	—	—
3 Yr Beta	—	—	—

Principal Risks

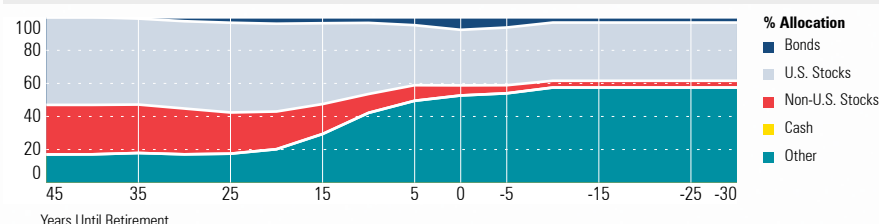
Hedging Strategies, Lending, Credit and Counterparty, Inflation/Deflation, Inflation-Protected Securities, Prepayment (Call), Currency, Emerging Markets, Foreign Securities, Long-Term Outlook and Projections, Not FDIC Insured, Country or Region, Capitalization, Growth Investing, Value Investing, Active Management, Income, Issuer, Interest Rate, Market/Market Volatility, Equity Securities, Industry and Sector Investing, IPO, Options, Restricted/Illiquid Securities, Underlying Fund/Fund of Funds, Derivatives, Fixed-Income Securities, Maturity/Duration, Regulation/Government Intervention, Cash Drag, Multimanager, Management, New Fund, Target Date, Small Cap, Mid-Cap, Large Cap, Financials Sector, Real Estate/REIT Sector

Important Information

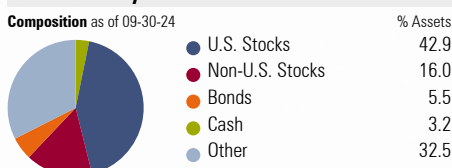
Please refer to the Morningstar Disclosure and Glossary document contained in your plan's eligibility package for additional information. You may always access the most current version of the Disclosure and Glossary at <https://www.voyaretirementplans.com/fundonepagerscolor/DisclosureGlossary.pdf>

Funds or their affiliates may pay compensation to Voya® affiliates offering a fund. Such compensation may be paid out of distribution, service and/or 12b-1 fees that are deducted from the fund's assets, and/or may be paid directly by the fund's affiliates. Any fees deducted from fund assets are discussed in the fund's prospectus and disclosed in the fund fact sheet. Because these fees are paid on an on-going basis, over time these fees will increase the cost of your investment and may cost you more than paying other types of sales charges. If offered through a retirement program, additional fees and expenses may be charged under that program. NOT A DEPOSIT. NOT FDIC INSURED. NOT INSURED BY ANY FEDERAL GOVERNMENT AGENCY. NOT GUARANTEED BY THE INSTITUTION. MAY GO DOWN IN VALUE.

Allocation of Stocks and Bonds



Portfolio Analysis



Top 5 Holdings as of 09-30-24

Asset	% Assets
Voya Custom Gia	32.05
American Funds American Balanced R6	8.10
American Funds Capital World GrInc R6	7.22
American Funds American Mutual R6	7.09
American Funds AMCAP R6	6.11

Credit Analysis: % Bonds as of 09-30-24

Rating	Count	Rating	Count
AAA	58	BB	5
AA	5	B	2
A	15	Below B	1
BBB	13	Not Rated	1

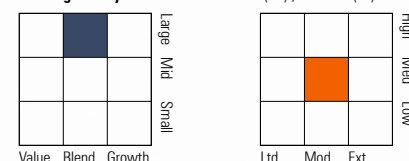
Operations

Gross Prosp Exp Ratio	See Notes below.
Net Prosp Exp Ratio	See Notes below.
Management Fee	See Notes below.
12b-1 Fee	See Notes below.
Other Fee	See Notes below.
Miscellaneous Fee(s)	See Notes below.
Fund Inception Date	11-15-21
Total Fund Assets (\$mil)	231.8
Annual Turnover Ratio %	—
Fund Family Name	flexPATH Strategies, LLC

Notes

A commingled fund is a pooled investment vehicle, maintained by a bank or trust company, the participants of which are limited to certain types of tax exempt employee benefit plans. The current NET Expense ratio is 0.289%. This Portfolio is not a registered investment company, and interests in the Portfolio have not been registered with the Securities and Exchange Commission.

Morningstar Style Box™ as of 09-30-24(EQ) ; 09-30-24(F-I)



Morningstar Super Sectors as of 09-30-24

Sector	% Fund
Cyclical	27.81
Sensitive	47.81
Defensive	24.38

Morningstar F-I Sectors as of 09-30-24

Sector	% Fund
Government	20.29
Corporate	20.14
Securitized	23.19
Municipal	0.42
Cash/Cash Equivalents	35.96
Derivative	0.00

Waiver Data

Type	Exp. Date
—	—

Portfolio Manager(s)

Management Team. Since 2021.

Advisor	flexPATH Strategies, LLC
Subadvisor	flexPATH Strategies, LLC

MyCompass American Funds 2035 Fund - Class R

Category
Target-Date 2035

Investment Objective & Strategy

The objective of each Fund is to provide long-term investors with an asset allocation strategy designed to maximize assets for retirement consistent with the projected retirement date associated with each Fund by investing in American Funds mutual funds and a Voya stable value vehicle.

Volatility and Risk

Volatility as of 09-30-24

Low	Moderate	High
	▲ Category	

Risk Measures as of 09-30-24	Port Avg	Rel S&P 500	Rel Cat
3 Yr Std Dev	—	—	—
3 Yr Beta	—	—	—

Principal Risks

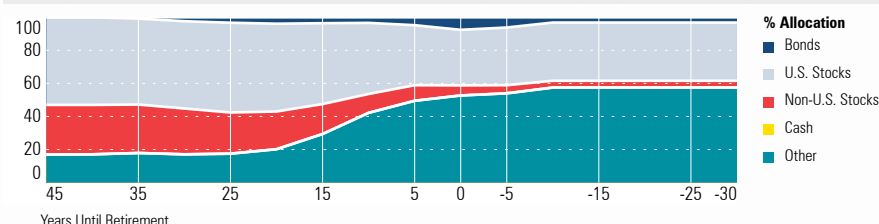
Hedging Strategies, Lending, Credit and Counterparty, Inflation/Deflation, Inflation-Protected Securities, Prepayment (Call), Currency, Emerging Markets, Foreign Securities, Long-Term Outlook and Projections, Not FDIC Insured, Country or Region, Capitalization, Growth Investing, Value Investing, Active Management, Income, Issuer, Interest Rate, Market/Market Volatility, Equity Securities, High-Yield Securities, Industry and Sector Investing, IPO, Options, Restricted/Illiquid Securities, Underlying Fund/Fund of Funds, Derivatives, Fixed-Income Securities, Maturity/Duration, Regulation/Government Intervention, Cash Drag, Multimanager, Management, New Fund, Target Date, Small Cap, Mid-Cap, Large Cap, Financials Sector, Real Estate/REIT Sector

Important Information


Please refer to the Morningstar Disclosure and Glossary document contained in your plan's eligibility package for additional information. You may always access the most current version of the Disclosure and Glossary at <https://www.voyaretirementplans.com/fundonepagerscolor/DisclosureGlossary.pdf>

Funds or their affiliates may pay compensation to Voya® affiliates offering a fund. Such compensation may be paid out of distribution, service and/or 12b-1 fees that are deducted from the fund's assets, and/or may be paid directly by the fund's affiliates. Any fees deducted from fund assets are discussed in the fund's prospectus and disclosed in the fund fact sheet. Because these fees are paid on an on-going basis, over time these fees will increase the cost of your investment and may cost you more than paying other types of sales charges. If offered through a retirement program, additional fees and expenses may be charged under that program. NOT A DEPOSIT. NOT FDIC INSURED. NOT INSURED BY ANY FEDERAL GOVERNMENT AGENCY. NOT GUARANTEED BY THE INSTITUTION. MAY GO DOWN IN VALUE.

Allocation of Stocks and Bonds



Portfolio Analysis



Top 5 Holdings as of 09-30-24

Asset	% Assets
Voya Custom Gia	22.49
American Funds American Balanced R6	8.09
American Funds Capital World GrInc R6	7.11
American Funds American Mutual R6	7.08
American Funds Growth Fund of Amer R6	6.25

Credit Analysis: % Bonds as of 09-30-24

Rating	Count	Rating	Count
AAA	58	BB	5
AA	5	B	2
A	15	Below B	1
BBB	13	Not Rated	1

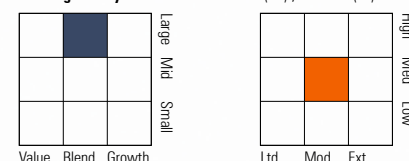
Operations

Gross Prosp Exp Ratio	See Notes below.
Net Prosp Exp Ratio	See Notes below.
Management Fee	See Notes below.
12b-1 Fee	See Notes below.
Other Fee	See Notes below.
Miscellaneous Fee(s)	See Notes below.
Fund Inception Date	11-15-21
Total Fund Assets (\$mil)	264.3
Annual Turnover Ratio %	—
Fund Family Name	flexPATH Strategies, LLC

Notes

A commingled fund is a pooled investment vehicle, maintained by a bank or trust company, the participants of which are limited to certain types of tax exempt employee benefit plans. The current NET Expense ratio is 0.328%. This Portfolio is not a registered investment company, and interests in the Portfolio have not been registered with the Securities and Exchange Commission.

Morningstar Style Box™ as of 09-30-24(EQ) ; 09-30-24(F-I)



Morningstar Super Sectors as of 09-30-24

Sector	% Fund
Cyclical	27.77
Sensitive	48.37
Defensive	23.86

Morningstar F-I Sectors as of 09-30-24

Sector	% Fund
Government	19.42
Corporate	19.54
Securitized	22.14
Municipal	0.41
Cash/Cash Equivalents	38.50
Derivative	0.00

Waiver Data

Type	Exp. Date
—	—

Portfolio Manager(s)

Management Team. Since 2021.

Advisor	flexPATH Strategies, LLC
Subadvisor	flexPATH Strategies, LLC

MyCompass American Funds 2040 Fund - Class R

Category
Target-Date 2040

Investment Objective & Strategy

The objective of each Fund is to provide long-term investors with an asset allocation strategy designed to maximize assets for retirement consistent with the projected retirement date associated with each Fund by investing in American Funds mutual funds and a Voya stable value vehicle.

Volatility and Risk

Volatility as of 09-30-24

Low	Moderate	High
	▲ Category	

Risk Measures as of 09-30-24	Port Avg	Rel S&P 500	Rel Cat
3 Yr Std Dev	—	—	—
3 Yr Beta	—	—	—

Principal Risks

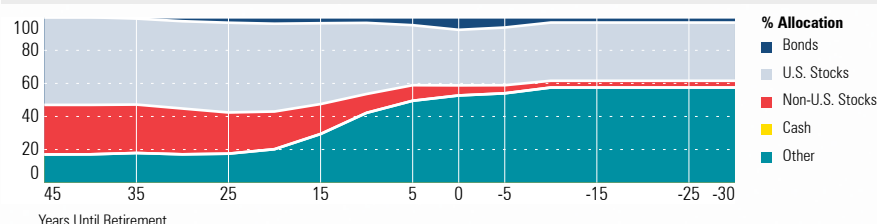
Hedging Strategies, Lending, Credit and Counterparty, Inflation/Deflation, Inflation-Protected Securities, Prepayment (Call), Currency, Emerging Markets, Foreign Securities, Long-Term Outlook and Projections, Not FDIC Insured, Country or Region, Capitalization, Growth Investing, Value Investing, Active Management, Income, Issuer, Interest Rate, Market/Market Volatility, Equity Securities, High-Yield Securities, Industry and Sector Investing, IPO, Options, Restricted/Illiquid Securities, Underlying Fund/Fund of Funds, Derivatives, Fixed-Income Securities, Maturity/Duration, Regulation/Government Intervention, Cash Drag, Multimanagement, Management, New Fund, Target Date, Small Cap, Mid-Cap, Large Cap, Financials Sector, Real Estate/REIT Sector

Important Information

Please refer to the Morningstar Disclosure and Glossary document contained in your plan's eligibility package for additional information. You may always access the most current version of the Disclosure and Glossary at <https://www.voyaretirementplans.com/fundonepagerscolor/DisclosureGlossary.pdf>

Funds or their affiliates may pay compensation to Voya® affiliates offering a fund. Such compensation may be paid out of distribution, service and/or 12b-1 fees that are deducted from the fund's assets, and/or may be paid directly by the fund's affiliates. Any fees deducted from fund assets are discussed in the fund's prospectus and disclosed in the fund fact sheet. Because these fees are paid on an on-going basis, over time these fees will increase the cost of your investment and may cost you more than paying other types of sales charges. If offered through a retirement program, additional fees and expenses may be charged under that program. NOT A DEPOSIT. NOT FDIC INSURED. NOT INSURED BY ANY FEDERAL GOVERNMENT AGENCY. NOT GUARANTEED BY THE INSTITUTION. MAY GO DOWN IN VALUE.

Allocation of Stocks and Bonds

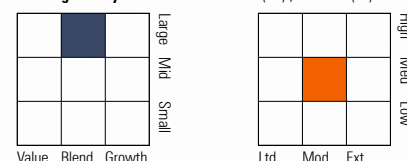


Portfolio Analysis

Composition as of 09-30-24



Morningstar Style Box™ as of 09-30-24(EQ) ; 09-30-24(F-I)



Top 5 Holdings as of 09-30-24

Asset	% Assets
Voya Custom Gia	9.50
American Funds American Balanced R6	8.04
American Funds Fundamental Invs R6	7.38
American Funds Growth Fund of Amer R6	7.33
American Funds Capital World Gr&Inc R6	7.16

Morningstar Super Sectors as of 09-30-24

Sector	% Fund
Cyclical	27.95
Sensitive	48.98
Defensive	23.07

Credit Analysis: % Bonds as of 09-30-24

Rating	%	Rating	%
AAA	58	BB	6
AA	4	B	2
A	14	Below B	1
BBB	13	Not Rated	1

Morningstar F-I Sectors as of 09-30-24

Sector	% Fund
Government	16.54
Corporate	18.70
Securitized	20.39
Municipal	0.40
Cash/Cash Equivalents	43.98
Derivative	0.00

Operations

Gross Prosp Exp Ratio	See Notes below.
Net Prosp Exp Ratio	See Notes below.
Management Fee	See Notes below.
12b-1 Fee	See Notes below.
Other Fee	See Notes below.
Miscellaneous Fee(s)	See Notes below.
Fund Inception Date	11-15-21
Total Fund Assets (\$mil)	219.6
Annual Turnover Ratio %	—
Fund Family Name	flexPATH Strategies, LLC

Waiver Data	Type	Exp. Date	%
—	—	—	—

Portfolio Manager(s)

Management Team. Since 2021.

Advisor	flexPATH Strategies, LLC
Subadvisor	flexPATH Strategies, LLC

Notes

A commingled fund is a pooled investment vehicle, maintained by a bank or trust company, the participants of which are limited to certain types of tax exempt employee benefit plans. The current NET Expense ratio is 0.387%. This Portfolio is not a registered investment company, and interests in the Portfolio have not been registered with the Securities and Exchange Commission.

MyCompass American Funds 2045 Fund - Class R

Category
Target-Date 2045

Investment Objective & Strategy

The objective of each Fund is to provide long-term investors with an asset allocation strategy designed to maximize assets for retirement consistent with the projected retirement date associated with each Fund by investing in American Funds mutual funds and a Voya stable value vehicle.

Volatility and Risk

Volatility as of 09-30-24

Low	Moderate	High
	▲ Category	

Risk Measures as of 09-30-24	Port Avg	Rel S&P 500	Rel Cat
3 Yr Std Dev	—	—	—
3 Yr Beta	—	—	—

Principal Risks

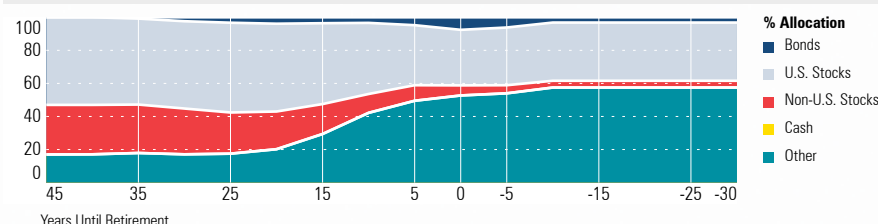
Hedging Strategies, Lending, Credit and Counterparty, Inflation/Deflation, Inflation-Protected Securities, Prepayment (Call), Currency, Emerging Markets, Foreign Securities, Long-Term Outlook and Projections, Not FDIC Insured, Country or Region, Capitalization, Growth Investing, Value Investing, Active Management, Income, Issuer, Interest Rate, Market/Market Volatility, Equity Securities, High-Yield Securities, Industry and Sector Investing, IPO, Options, Restricted/Illicit Securities, Underlying Fund/Fund of Funds, Derivatives, Fixed-Income Securities, Maturity/Duration, Regulation/Government Intervention, Cash Drag, Multimanagement, Management, New Fund, Target Date, Small Cap, Mid-Cap, Large Cap, Financials Sector, Real Estate/REIT Sector

Important Information

Please refer to the Morningstar Disclosure and Glossary document contained in your plan's eligibility package for additional information. You may always access the most current version of the Disclosure and Glossary at <https://www.voyaretirementplans.com/fundonepagerscolor/DisclosureGlossary.pdf>

Funds or their affiliates may pay compensation to Voya® affiliates offering a fund. Such compensation may be paid out of distribution, service and/or 12b-1 fees that are deducted from the fund's assets, and/or may be paid directly by the fund's affiliates. Any fees deducted from fund assets are discussed in the fund's prospectus and disclosed in the fund fact sheet. Because these fees are paid on an on-going basis, over time these fees will increase the cost of your investment and may cost you more than paying other types of sales charges. If offered through a retirement program, additional fees and expenses may be charged under that program. NOT A DEPOSIT. NOT FDIC INSURED. NOT INSURED BY ANY FEDERAL GOVERNMENT AGENCY. NOT GUARANTEED BY THE INSTITUTION. MAY GO DOWN IN VALUE.

Allocation of Stocks and Bonds

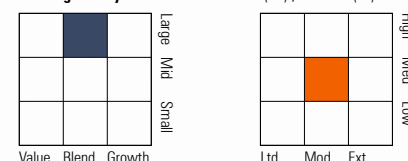


Portfolio Analysis

Composition as of 09-30-24



Morningstar Style Box™ as of 09-30-24(EQ) ; 09-30-24(F-I)



Top 5 Holdings as of 09-30-24

Top 5 Holdings as of 09-30-24	% Assets
American Funds Fundamental Invs R6	8.00
American Funds American Balanced R6	7.88
American Funds Capital World Gr&Inc R6	7.51
American Funds New Perspective R6	7.20
American Funds Growth Fund of Amer R6	7.17

Morningstar Super Sectors as of 09-30-24

Morningstar Super Sectors as of 09-30-24	% Fund
Cyclical	28.22
Sensitive	48.87
Defensive	22.92

Credit Analysis: % Bonds as of 09-30-24

Credit Analysis: % Bonds as of 09-30-24	AAA	AA	A	BBB	BB	B	Below B	Not Rated
	54	4	15	15	7	3	1	1

Morningstar F-I Sectors as of 09-30-24

Morningstar F-I Sectors as of 09-30-24	% Fund
Government	19.25
Corporate	18.14
Securitized	18.67
Municipal	0.36
Cash/Cash Equivalents	43.57
Derivative	0.00

Operations

Gross Prosp Exp Ratio	See Notes below.
Net Prosp Exp Ratio	See Notes below.
Management Fee	See Notes below.
12b-1 Fee	See Notes below.
Other Fee	See Notes below.
Miscellaneous Fee(s)	See Notes below.
Fund Inception Date	11-15-21
Total Fund Assets (\$mil)	228.5
Annual Turnover Ratio %	—
Fund Family Name	flexPATH Strategies, LLC

Waiver Data	Type	Exp. Date	%
—	—	—	—

Portfolio Manager(s)

Management Team. Since 2021.

Advisor	flexPATH Strategies, LLC
Subadvisor	flexPATH Strategies, LLC

Notes

A commingled fund is a pooled investment vehicle, maintained by a bank or trust company, the participants of which are limited to certain types of tax exempt employee benefit plans. The current NET Expense ratio is 0.411%. This Portfolio is not a registered investment company, and interests in the Portfolio have not been registered with the Securities and Exchange Commission.

MyCompass American Funds 2050 Fund - Class R

Category
Target-Date 2050

Investment Objective & Strategy

The objective of each Fund is to provide long-term investors with an asset allocation strategy designed to maximize assets for retirement consistent with the projected retirement date associated with each Fund by investing in American Funds mutual funds and a Voya stable value vehicle.

Volatility and Risk

Volatility as of 09-30-24

Low	Moderate	High
	▲ Category	

Risk Measures as of 09-30-24	Port Avg	Rel S&P 500	Rel Cat
3 Yr Std Dev	—	—	—
3 Yr Beta	—	—	—

Principal Risks

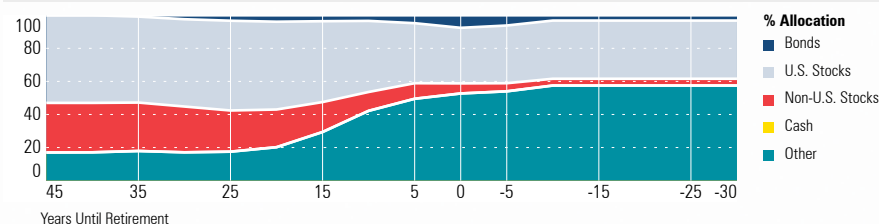
Hedging Strategies, Lending, Credit and Counterparty, Inflation/Deflation, Inflation-Protected Securities, Prepayment (Call), Currency, Emerging Markets, Foreign Securities, Long-Term Outlook and Projections, Not FDIC Insured, Country or Region, Capitalization, Growth Investing, Value Investing, Active Management, Income, Issuer, Interest Rate, Market/Market Volatility, Equity Securities, High-Yield Securities, Industry and Sector Investing, IPO, Options, Restricted/Illiquid Securities, Underlying Fund/Fund of Funds, Derivatives, Fixed-Income Securities, Maturity/Duration, Regulation/Government Intervention, Cash Drag, Multimanagement, Management, New Fund, Target Date, Small Cap, Mid-Cap, Large Cap, Financials Sector, Real Estate/REIT Sector

Important Information

Please refer to the Morningstar Disclosure and Glossary document contained in your plan's eligibility package for additional information. You may always access the most current version of the Disclosure and Glossary at <https://www.voyaretirementplans.com/fundonepagerscolor/DisclosureGlossary.pdf>

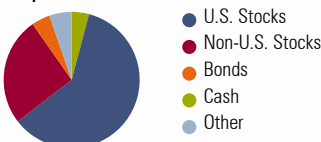
Funds or their affiliates may pay compensation to Voya® affiliates offering a fund. Such compensation may be paid out of distribution, service and/or 12b-1 fees that are deducted from the fund's assets, and/or may be paid directly by the fund's affiliates. Any fees deducted from fund assets are discussed in the fund's prospectus and disclosed in the fund fact sheet. Because these fees are paid on an on-going basis, over time these fees will increase the cost of your investment and may cost you more than paying other types of sales charges. If offered through a retirement program, additional fees and expenses may be charged under that program. NOT A DEPOSIT. NOT FDIC INSURED. NOT INSURED BY ANY FEDERAL GOVERNMENT AGENCY. NOT GUARANTEED BY THE INSTITUTION. MAY GO DOWN IN VALUE.

Allocation of Stocks and Bonds

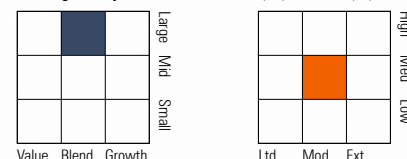


Portfolio Analysis

Composition as of 09-30-24



Morningstar Style Box™ as of 09-30-24(EQ) ; 09-30-24(F-I)



Top 5 Holdings as of 09-30-24

Top 5 Holdings as of 09-30-24	% Assets
American Funds New Perspective R6	9.02
American Funds Fundamental Invs R6	8.14
American Funds SMALLCAP World R6	8.11
American Funds Washington Mutual R6	7.98
American Funds Capital World Gr&Inc R6	7.52

Morningstar Super Sectors as of 09-30-24

Morningstar Super Sectors as of 09-30-24	% Fund
Cyclical	28.19
Sensitive	49.19
Defensive	22.61

Credit Analysis: % Bonds as of 09-30-24

Credit Analysis: % Bonds as of 09-30-24	AAA	AA	A	BBB	BB	B	Below B	Not Rated
	54	5	16	15	6	2	1	1

Morningstar F-I Sectors as of 09-30-24

Morningstar F-I Sectors as of 09-30-24	% Fund
Government	19.81
Corporate	15.40
Securitized	16.98
Municipal	0.30
Cash/Cash Equivalents	47.51
Derivative	0.00

Operations

Gross Prosp Exp Ratio	See Notes below.
Net Prosp Exp Ratio	See Notes below.
Management Fee	See Notes below.
12b-1 Fee	See Notes below.
Other Fee	See Notes below.
Miscellaneous Fee(s)	See Notes below.
Fund Inception Date	11-15-21
Total Fund Assets (\$mil)	197.3
Annual Turnover Ratio %	—
Fund Family Name	flexPATH Strategies, LLC

Waiver Data	Type	Exp. Date	%
—	—	—	—

Portfolio Manager(s)

Management Team. Since 2021.

Advisor	flexPATH Strategies, LLC
Subadvisor	flexPATH Strategies, LLC

Notes

A commingled fund is a pooled investment vehicle, maintained by a bank or trust company, the participants of which are limited to certain types of tax exempt employee benefit plans. The current NET Expense ratio is 0.416%. This Portfolio is not a registered investment company, and interests in the Portfolio have not been registered with the Securities and Exchange Commission.

MyCompass American Funds 2055 Fund - Class R

Category
Target-Date 2055

Investment Objective & Strategy

The objective of each Fund is to provide long-term investors with an asset allocation strategy designed to maximize assets for retirement consistent with the projected retirement date associated with each Fund by investing in American Funds mutual funds and a Voya stable value vehicle.

Volatility and Risk

Volatility as of 09-30-24

Low	Moderate	High
	▲ Category	

Risk Measures as of 09-30-24	Port Avg	Rel S&P 500	Rel Cat
3 Yr Std Dev	—	—	—
3 Yr Beta	—	—	—

Principal Risks

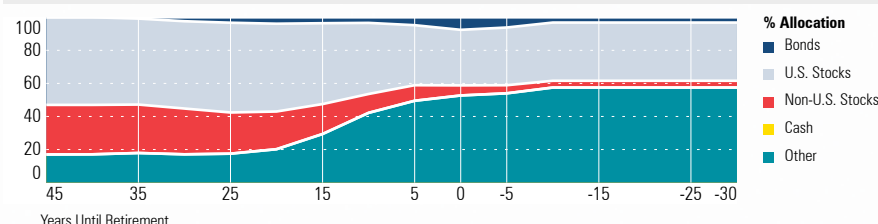
Hedging Strategies, Lending, Credit and Counterparty, Inflation/Deflation, Inflation-Protected Securities, Prepayment (Call), Currency, Emerging Markets, Foreign Securities, Long-Term Outlook and Projections, Not FDIC Insured, Country or Region, Capitalization, Growth Investing, Value Investing, Active Management, Income, Issuer, Interest Rate, Market/Market Volatility, Equity Securities, High-Yield Securities, Industry and Sector Investing, IPO, Options, Restricted/Illiquid Securities, Underlying Fund/Fund of Funds, Derivatives, Fixed-Income Securities, Maturity/Duration, Regulation/Government Intervention, Cash Drag, Multimanagement, Management, New Fund, Target Date, Small Cap, Mid-Cap, Large Cap, Financials Sector, Real Estate/REIT Sector

Important Information

Please refer to the Morningstar Disclosure and Glossary document contained in your plan's eligibility package for additional information. You may always access the most current version of the Disclosure and Glossary at <https://www.voyaretirementplans.com/fundonepagerscolor/DisclosureGlossary.pdf>


Funds or their affiliates may pay compensation to Voya® affiliates offering a fund. Such compensation may be paid out of distribution, service and/or 12b-1 fees that are deducted from the fund's assets, and/or may be paid directly by the fund's affiliates. Any fees deducted from fund assets are discussed in the fund's prospectus and disclosed in the fund fact sheet. Because these fees are paid on an on-going basis, over time these fees will increase the cost of your investment and may cost you more than paying other types of sales charges. If offered through a retirement program, additional fees and expenses may be charged under that program. NOT A DEPOSIT. NOT FDIC INSURED. NOT INSURED BY ANY FEDERAL GOVERNMENT AGENCY. NOT GUARANTEED BY THE INSTITUTION. MAY GO DOWN IN VALUE.

Allocation of Stocks and Bonds

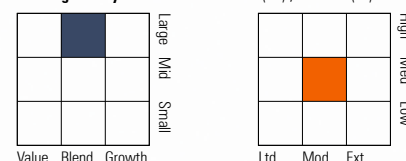


Portfolio Analysis

Composition as of 09-30-24



Morningstar Style Box™ as of 09-30-24(EQ) ; 09-30-24(F-I)



Top 5 Holdings as of 09-30-24

Top 5 Holdings as of 09-30-24	% Assets
American Funds New Perspective R6	9.12
American Funds SMALLCAP World R6	9.11
American Funds Fundamental Invs R6	9.03
American Funds Capital World Gr&Inc R6	8.51
American Funds Washington Mutual R6	7.96

Morningstar Super Sectors as of 09-30-24

Morningstar Super Sectors as of 09-30-24	% Fund
Cyclical	28.29
Sensitive	49.62
Defensive	22.09

Credit Analysis: % Bonds as of 09-30-24

Credit Analysis: % Bonds as of 09-30-24	AAA	AA	A	BBB	BB	B	Below B	Not Rated
	53	5	17	17	5	0	1	1

Morningstar F-I Sectors as of 09-30-24

Morningstar F-I Sectors as of 09-30-24	% Fund
Government	21.08
Corporate	12.46
Securitized	14.56
Municipal	0.23
Cash/Cash Equivalents	51.66
Derivative	0.00

Operations

Gross Prosp Exp Ratio	See Notes below.
Net Prosp Exp Ratio	See Notes below.
Management Fee	See Notes below.
12b-1 Fee	See Notes below.
Other Fee	See Notes below.
Miscellaneous Fee(s)	See Notes below.
Fund Inception Date	11-15-21
Total Fund Assets (\$mil)	152.4
Annual Turnover Ratio %	—
Fund Family Name	flexPATH Strategies, LLC

Waiver Data	Type	Exp. Date	%
—	—	—	—

Portfolio Manager(s)

Management Team. Since 2021.
 Advisor flexPATH Strategies, LLC
 Subadvisor flexPATH Strategies, LLC

Notes

A commingled fund is a pooled investment vehicle, maintained by a bank or trust company, the participants of which are limited to certain types of tax exempt employee benefit plans. The current NET Expense ratio is 0.426%. This Portfolio is not a registered investment company, and interests in the Portfolio have not been registered with the Securities and Exchange Commission.

MyCompass American Funds 2060 Fund - Class R

Category
Target-Date 2060

Investment Objective & Strategy

The objective of each Fund is to provide long-term investors with an asset allocation strategy designed to maximize assets for retirement consistent with the projected retirement date associated with each Fund by investing in American Funds mutual funds and a Voya stable value vehicle.

Volatility and Risk

Volatility as of 09-30-24

Low	Moderate	High	
	▲ Category		
Risk Measures as of 09-30-24			
3 Yr Std Dev	Port Avg	Rel S&P 500	Rel Cat
3 Yr Beta	—	—	—

Principal Risks

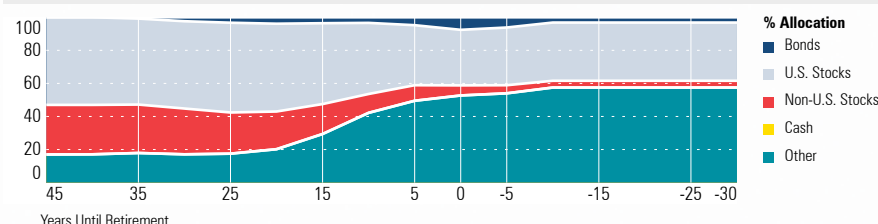
Hedging Strategies, Lending, Credit and Counterparty, Inflation/Deflation, Inflation-Protected Securities, Prepayment (Call), Currency, Emerging Markets, Foreign Securities, Long-Term Outlook and Projections, Not FDIC Insured, Country or Region, Capitalization, Growth Investing, Value Investing, Active Management, Income, Issuer, Interest Rate, Market/Market Volatility, Equity Securities, High-Yield Securities, Industry and Sector Investing, IPO, Options, Restricted/Illiquid Securities, Underlying Fund/Fund of Funds, Derivatives, Fixed-Income Securities, Maturity/Duration, Regulation/Government Intervention, Cash Drag, Multimanager, Management, New Fund, Target Date, Small Cap, Mid-Cap, Large Cap, Financials Sector, Real Estate/REIT Sector

Important Information


Please refer to the Morningstar Disclosure and Glossary document contained in your plan's eligibility package for additional information. You may always access the most current version of the Disclosure and Glossary at <https://www.voyaretirementplans.com/fundonepagerscolor/DisclosureGlossary.pdf>

Funds or their affiliates may pay compensation to Voya® affiliates offering a fund. Such compensation may be paid out of distribution, service and/or 12b-1 fees that are deducted from the fund's assets, and/or may be paid directly by the fund's affiliates. Any fees deducted from fund assets are discussed in the fund's prospectus and disclosed in the fund fact sheet. Because these fees are paid on an on-going basis, over time these fees will increase the cost of your investment and may cost you more than paying other types of sales charges. If offered through a retirement program, additional fees and expenses may be charged under that program. NOT A DEPOSIT. NOT FDIC INSURED. NOT INSURED BY ANY FEDERAL GOVERNMENT AGENCY. NOT GUARANTEED BY THE INSTITUTION. MAY GO DOWN IN VALUE.

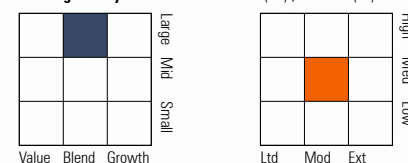
Allocation of Stocks and Bonds



Portfolio Analysis



Morningstar Style Box™ as of 09-30-24(EQ) ; 09-30-24(F-I)



Top 5 Holdings as of 09-30-24

Asset	% Assets
American Funds New Perspective R6	10.01
American Funds SMALLCAP World R6	10.01
American Funds Fundamental Invs R6	9.03
American Funds Capital World Gr&Inc R6	8.51
American Funds Washington Mutual R6	7.97

Credit Analysis: % Bonds as of 09-30-24

Rating	Count	Rating	Count
AAA	53	BB	5
AA	5	B	1
A	17	Below B	0
BBB	17	Not Rated	1

Morningstar Super Sectors as of 09-30-24

Sector	% Fund
Cyclical	28.45
Sensitive	49.67
Defensive	21.87

Morningstar F-I Sectors as of 09-30-24

Sector	% Fund
Government	21.12
Corporate	12.60
Securitized	14.59
Municipal	0.24
Cash/Cash Equivalents	51.46
Derivative	0.00

Operations

Gross Prosp Exp Ratio	See Notes below.
Net Prosp Exp Ratio	See Notes below.
Management Fee	See Notes below.
12b-1 Fee	See Notes below.
Other Fee	See Notes below.
Miscellaneous Fee(s)	See Notes below.
Fund Inception Date	11-15-21
Total Fund Assets (\$mil)	81.8
Annual Turnover Ratio %	—
Fund Family Name	flexPATH Strategies, LLC

Waiver Data

Type	Exp. Date	%
—	—	—

Portfolio Manager(s)

Management Team. Since 2021.

Advisor	flexPATH Strategies, LLC
Subadvisor	flexPATH Strategies, LLC

Notes

A commingled fund is a pooled investment vehicle, maintained by a bank or trust company, the participants of which are limited to certain types of tax exempt employee benefit plans. The current NET Expense ratio is 0.428%. This Portfolio is not a registered investment company, and interests in the Portfolio have not been registered with the Securities and Exchange Commission.

MyCompass American Funds 2065 Fund - Class R

Category
Target-Date 2065+

Investment Objective & Strategy

The objective of each Fund is to provide long-term investors with an asset allocation strategy designed to maximize assets for retirement consistent with the projected retirement date associated with each Fund by investing in American Funds mutual funds and a Voya stable value vehicle.

Volatility and Risk

Volatility as of 09-30-24

Low	Moderate	High
	▲ Category	
Risk Measures as of 09-30-24		
Port Avg	Rel S&P 500	Rel Cat
3 Yr Std Dev	—	—
3 Yr Beta	—	—

Principal Risks

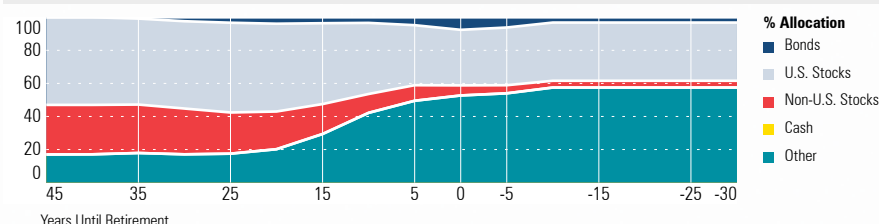
Hedging Strategies, Lending, Credit and Counterparty, Inflation/Deflation, Inflation-Protected Securities, Prepayment (Call), Currency, Emerging Markets, Foreign Securities, Long-Term Outlook and Projections, Not FDIC Insured, Country or Region, Capitalization, Growth Investing, Value Investing, Active Management, Income, Issuer, Interest Rate, Market/Market Volatility, Equity Securities, High-Yield Securities, Industry and Sector Investing, IPO, Options, Restricted/Illiquid Securities, Underlying Fund/Fund of Funds, Derivatives, Fixed-Income Securities, Maturity/Duration, Regulation/Government Intervention, Cash Drag, Multimanager, Management, New Fund, Target Date, Small Cap, Mid-Cap, Large Cap, Financials Sector, Real Estate/REIT Sector

Important Information

Please refer to the Morningstar Disclosure and Glossary document contained in your plan's eligibility package for additional information. You may always access the most current version of the Disclosure and Glossary at <https://www.voyaretirementplans.com/fundonepagerscolor/DisclosureGlossary.pdf>

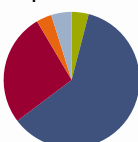
Funds or their affiliates may pay compensation to Voya® affiliates offering a fund. Such compensation may be paid out of distribution, service and/or 12b-1 fees that are deducted from the fund's assets, and/or may be paid directly by the fund's affiliates. Any fees deducted from fund assets are discussed in the fund's prospectus and disclosed in the fund fact sheet. Because these fees are paid on an on-going basis, over time these fees will increase the cost of your investment and may cost you more than paying other types of sales charges. If offered through a retirement program, additional fees and expenses may be charged under that program. NOT A DEPOSIT. NOT FDIC INSURED. NOT INSURED BY ANY FEDERAL GOVERNMENT AGENCY. NOT GUARANTEED BY THE INSTITUTION. MAY GO DOWN IN VALUE.

Allocation of Stocks and Bonds



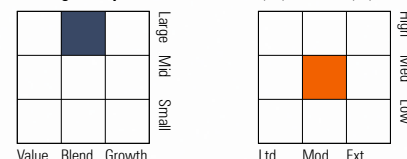
Portfolio Analysis

Composition as of 09-30-24



% Assets

Morningstar Style Box™ as of 09-30-24(EQ) ; 09-30-24(F-I)



Top 5 Holdings as of 09-30-24

Asset	% Assets
American Funds New Perspective R6	10.05
American Funds SMALLCAP World R6	10.04
American Funds Fundamental Invs R6	9.06
American Funds Capital World Gr&Inc R6	8.55
American Funds Washington Mutual R6	8.00

Morningstar Super Sectors as of 09-30-24

Sector	% Fund
Cyclical	28.45
Sensitive	49.67
Defensive	21.87

Credit Analysis: % Bonds as of 09-30-24

Rating	Count	Rating	Count
AAA	53	BB	5
AA	5	B	1
A	17	Below B	0
BBB	17	Not Rated	1

Morningstar F-I Sectors as of 09-30-24

Sector	% Fund
Government	21.10
Corporate	12.59
Securitized	14.59
Municipal	0.24
Cash/Cash Equivalents	51.47
Derivative	0.00

Operations

Gross Prosp Exp Ratio	See Notes below.
Net Prosp Exp Ratio	See Notes below.
Management Fee	See Notes below.
12b-1 Fee	See Notes below.
Other Fee	See Notes below.
Miscellaneous Fee(s)	See Notes below.
Fund Inception Date	12-14-21
Total Fund Assets (\$mil)	31.7
Annual Turnover Ratio %	—
Fund Family Name	flexPATH Strategies, LLC

Waiver Data	Type	Exp. Date	%
—	—	—	—

Portfolio Manager(s)

Management Team. Since 2021.

Advisor	flexPATH Strategies, LLC
Subadvisor	flexPATH Strategies, LLC

Notes

A commingled fund is a pooled investment vehicle, maintained by a bank or trust company, the participants of which are limited to certain types of tax exempt employee benefit plans. The current NET Expense ratio is 0.428%. This Portfolio is not a registered investment company, and interests in the Portfolio have not been registered with the Securities and Exchange Commission.

Important Legal Information

Not FDIC/NCUA/NCUSIF Insured
Not a Deposit of a Bank/Credit Union | May Lose Value
Not Bank/Credit Union Guaranteed
Not Insured by Any Federal Government Agency

Any insurance products, annuities and funding agreements that you may have purchased are sold as securities and are issued by Voya Retirement Insurance and Annuity Company ("VRIAC"). Fixed annuities are issued by VRIAC. VRIAC is solely responsible for meeting its obligations. Plan administrative services provided by VRIAC or Voya Institutional Plan Services, LLC ("VIPS"). Neither VRIAC nor VIPS engage in the sale or solicitation of securities. If custodial or trust agreements are part of this arrangement, they may be provided by Voya Institutional Trust Company. All companies are members of the Voya family of companies. **Securities distributed by Voya Financial Partners, LLC (member SIPC) or other broker-dealers with which it has a selling agreement.** All products or services may not be available in all states.